


COLORADO DEPARTMENT OF EDUCATION


FALL 2003 PUPIL MEMBERSHIP BY COUNTY, DISTRICT, SCHOOL, GRADE, RACE/ETHNICITY, AND GENDER



| COUNTY/DISTRICT/SCHOOL | GRADE LEVEL | AMERICAN INDIAN OR ALASKAN NATIVE | | | ASIAN OR PACIFIC ISLANDER | | | BLACK (NOT HISPANIC) | | | HISPANIC | | | WHITE (NOT HISPANIC) | | | GRAND TOTAL |
|---------------------------------------|-------------|-----------------------------------|------|-------|---------------------------|------|-------|----------------------|------|-------|----------|------|-------|----------------------|------|-------|-------------|
| | | FEMALE | MALE | TOTAL | FEMALE | MALE | TOTAL | FEMALE | MALE | TOTAL | FEMALE | MALE | TOTAL | FEMALE | MALE | TOTAL | |
| LA PLATA | | | | | | | | | | | | | | | | | |
| DURANGO 9-R | | | | | | | | | | | | | | | | | |
| ANIMAS VALLEY ELEMENTARY SCHOOL | K | 0 | 0 | 0 | 0 | 0 | 0 | 1 | 0 | 1 | 1 | 5 | 6 | 15 | 9 | 24 | 31 |
| | 1 | 0 | 1 | 1 | 0 | 0 | 0 | 1 | 0 | 1 | 2 | 2 | 4 | 12 | 9 | 21 | 27 |
| | 2 | 0 | 2 | 2 | 0 | 0 | 0 | 0 | 1 | 1 | 3 | 2 | 5 | 11 | 16 | 27 | 35 |
| | 3 | 1 | 2 | 3 | 0 | 0 | 0 | 0 | 0 | 0 | 3 | 1 | 4 | 11 | 18 | 29 | 36 |
| | 4 | 0 | 2 | 2 | 1 | 0 | 1 | 0 | 0 | 0 | 4 | 5 | 9 | 15 | 18 | 33 | 45 |
| | 5 | 0 | 1 | 1 | 0 | 0 | 0 | 0 | 0 | 0 | 2 | 2 | 4 | 18 | 10 | 28 | 33 |
| ANIMAS VALLEY ELEMENTARY SCHOOL Total | | 1 | 8 | 9 | 1 | 0 | 1 | 2 | 1 | 3 | 15 | 17 | 32 | 82 | 80 | 162 | 207 |
| DURANGO HIGH SCHOOL | 9 | 9 | 7 | 16 | 1 | 4 | 5 | 0 | 3 | 3 | 22 | 20 | 42 | 153 | 167 | 320 | 386 |
| | 10 | 5 | 12 | 17 | 1 | 1 | 2 | 0 | 0 | 0 | 22 | 20 | 42 | 168 | 181 | 349 | 410 |
| | 11 | 4 | 9 | 13 | 2 | 3 | 5 | 0 | 0 | 0 | 14 | 17 | 31 | 163 | 168 | 331 | 380 |
| | 12 | 3 | 4 | 7 | 1 | 0 | 1 | 0 | 1 | 1 | 15 | 15 | 30 | 134 | 161 | 295 | 334 |
| DURANGO HIGH SCHOOL Total | | 21 | 32 | 53 | 5 | 8 | 13 | 0 | 4 | 4 | 73 | 72 | 145 | 618 | 677 | 1,295 | 1,510 |
| DURANGO SECOND CHANCE | 9 | 2 | 0 | 2 | 0 | 0 | 0 | 0 | 0 | 0 | 4 | 2 | 6 | 11 | 11 | 22 | 30 |
| | 10 | 0 | 0 | 0 | 0 | 0 | 0 | 0 | 0 | 0 | 4 | 2 | 6 | 4 | 4 | 8 | 14 |
| | 11 | 0 | 0 | 0 | 0 | 0 | 0 | 0 | 0 | 0 | 0 | 0 | 0 | 0 | 2 | 2 | 2 |
| | 12 | 0 | 0 | 0 | 0 | 0 | 0 | 0 | 0 | 0 | 0 | 0 | 0 | 1 | 1 | 2 | 2 |
| DURANGO SECOND CHANCE Total | | 2 | 0 | 2 | 0 | 0 | 0 | 0 | 0 | 0 | 8 | 4 | 12 | 16 | 18 | 34 | 48 |
| THE EXCEL CHARTER SCHOOL | 6 | 0 | 1 | 1 | 0 | 0 | 0 | 0 | 0 | 0 | 0 | 0 | 0 | 11 | 11 | 22 | 23 |
| | 7 | 2 | 1 | 3 | 1 | 0 | 1 | 0 | 0 | 0 | 0 | 2 | 2 | 6 | 14 | 20 | 26 |
| | 8 | 0 | 0 | 0 | 0 | 0 | 0 | 0 | 0 | 0 | 1 | 0 | 1 | 2 | 13 | 15 | 16 |
| | 9 | 2 | 0 | 2 | 0 | 0 | 0 | 0 | 0 | 0 | 1 | 2 | 3 | 9 | 12 | 21 | 26 |
| | 10 | 1 | 1 | 2 | 0 | 0 | 0 | 0 | 0 | 0 | 1 | 0 | 1 | 1 | 5 | 6 | 9 |
| | 11 | 0 | 0 | 0 | 0 | 0 | 0 | 0 | 0 | 0 | 0 | 0 | 0 | 3 | 3 | 6 | 6 |
| | 12 | 0 | 0 | 0 | 0 | 0 | 0 | 0 | 0 | 0 | 0 | 1 | 1 | 1 | 4 | 5 | 6 |
| THE EXCEL CHARTER SCHOOL Total | | 5 | 3 | 8 | 1 | 0 | 1 | 0 | 0 | 0 | 3 | 5 | 8 | 33 | 62 | 95 | 112 |
| FLORIDA MESA ELEMENTARY SCHOOL | K | 1 | 0 | 1 | 0 | 0 | 0 | 0 | 1 | 1 | 2 | 3 | 5 | 25 | 19 | 44 | 51 |
| | 1 | 1 | 1 | 2 | 0 | 0 | 0 | 0 | 0 | 0 | 3 | 1 | 4 | 18 | 19 | 37 | 43 |
| | 2 | 6 | 1 | 7 | 0 | 0 | 0 | 0 | 0 | 0 | 4 | 5 | 9 | 22 | 21 | 43 | 59 |
| | 3 | 1 | 3 | 4 | 0 | 0 | 0 | 1 | 0 | 1 | 5 | 3 | 8 | 16 | 19 | 35 | 48 |
| | 4 | 2 | 1 | 3 | 0 | 0 | 0 | 0 | 0 | 0 | 3 | 4 | 7 | 21 | 19 | 40 | 50 |
| | 5 | 2 | 2 | 4 | 0 | 0 | 0 | 0 | 0 | 0 | 4 | 5 | 9 | 21 | 18 | 39 | 52 |
| FLORIDA MESA ELEMENTARY SCHOOL Total | | 13 | 8 | 21 | 0 | 0 | 0 | 1 | 1 | 2 | 21 | 21 | 42 | 123 | 115 | 238 | 303 |

COLORADO DEPARTMENT OF EDUCATION


FALL 2003 PUPIL MEMBERSHIP BY COUNTY, DISTRICT, SCHOOL, GRADE, RACE/ETHNICITY, AND GENDER



| COUNTY/DISTRICT/SCHOOL | GRADE LEVEL | AMERICAN INDIAN OR ALASKAN NATIVE | | | ASIAN OR PACIFIC ISLANDER | | | BLACK (NOT HISPANIC) | | | HISPANIC | | | WHITE (NOT HISPANIC) | | | GRAND TOTAL |
|---|-------------|-----------------------------------|------|-------|---------------------------|------|-------|----------------------|------|-------|----------|------|-------|----------------------|------|-------|-------------|
| | | FEMALE | MALE | TOTAL | FEMALE | MALE | TOTAL | FEMALE | MALE | TOTAL | FEMALE | MALE | TOTAL | FEMALE | MALE | TOTAL | |
| LA PLATA | | | | | | | | | | | | | | | | | |
| FORT LEWIS MESA ELEMENTARY SCHOOL | | | | | | | | | | | | | | | | | |
| | PK | 0 | 0 | 0 | 0 | 0 | 0 | 0 | 0 | 0 | 0 | 4 | 4 | 5 | 7 | 12 | 16 |
| | K | 0 | 0 | 0 | 0 | 0 | 0 | 0 | 0 | 0 | 2 | 2 | 4 | 10 | 6 | 16 | 20 |
| | 1 | 1 | 0 | 1 | 0 | 0 | 0 | 0 | 0 | 0 | 1 | 2 | 3 | 10 | 8 | 18 | 22 |
| | 2 | 0 | 0 | 0 | 1 | 0 | 1 | 0 | 0 | 0 | 1 | 3 | 4 | 7 | 5 | 12 | 17 |
| | 3 | 0 | 1 | 1 | 0 | 0 | 0 | 0 | 0 | 0 | 1 | 2 | 3 | 6 | 6 | 12 | 16 |
| | 4 | 0 | 1 | 1 | 0 | 0 | 0 | 0 | 0 | 0 | 0 | 2 | 2 | 9 | 12 | 21 | 24 |
| | 5 | 0 | 0 | 0 | 0 | 0 | 0 | 1 | 0 | 1 | 1 | 2 | 3 | 11 | 7 | 18 | 22 |
| FORT LEWIS MESA ELEMENTARY SCHOOL Total | | 1 | 2 | 3 | 1 | 0 | 1 | 1 | 0 | 1 | 6 | 17 | 23 | 58 | 51 | 109 | 137 |
| MILLER MIDDLE SCHOOL | | | | | | | | | | | | | | | | | |
| | 6 | 1 | 2 | 3 | 2 | 1 | 3 | 0 | 0 | 0 | 10 | 7 | 17 | 66 | 63 | 129 | 152 |
| | 7 | 4 | 4 | 8 | 2 | 0 | 2 | 0 | 2 | 2 | 5 | 8 | 13 | 59 | 100 | 159 | 184 |
| | 8 | 3 | 3 | 6 | 1 | 0 | 1 | 0 | 1 | 1 | 5 | 11 | 16 | 74 | 97 | 171 | 195 |
| MILLER MIDDLE SCHOOL Total | | 8 | 9 | 17 | 5 | 1 | 6 | 0 | 3 | 3 | 20 | 26 | 46 | 199 | 260 | 459 | 531 |
| NEEDHAM ELEMENTARY SCHOOL | | | | | | | | | | | | | | | | | |
| | K | 5 | 3 | 8 | 0 | 1 | 1 | 0 | 1 | 1 | 3 | 6 | 9 | 23 | 24 | 47 | 66 |
| | 1 | 1 | 1 | 2 | 0 | 1 | 1 | 0 | 0 | 0 | 0 | 5 | 5 | 30 | 33 | 63 | 71 |
| | 2 | 2 | 1 | 3 | 1 | 0 | 1 | 2 | 0 | 2 | 10 | 5 | 15 | 28 | 27 | 55 | 76 |
| | 3 | 0 | 1 | 1 | 2 | 0 | 2 | 0 | 0 | 0 | 6 | 5 | 11 | 31 | 41 | 72 | 86 |
| | 4 | 2 | 5 | 7 | 0 | 1 | 1 | 0 | 1 | 1 | 3 | 5 | 8 | 37 | 28 | 65 | 82 |
| | 5 | 4 | 4 | 8 | 0 | 1 | 1 | 2 | 0 | 2 | 3 | 2 | 5 | 41 | 29 | 70 | 86 |
| NEEDHAM ELEMENTARY SCHOOL Total | | 14 | 15 | 29 | 3 | 4 | 7 | 4 | 2 | 6 | 25 | 28 | 53 | 190 | 182 | 372 | 467 |
| PARK ELEMENTARY SCHOOL | | | | | | | | | | | | | | | | | |
| | K | 1 | 3 | 4 | 0 | 2 | 2 | 0 | 0 | 0 | 6 | 4 | 10 | 25 | 17 | 42 | 58 |
| | 1 | 3 | 2 | 5 | 1 | 1 | 2 | 3 | 0 | 3 | 4 | 6 | 10 | 18 | 20 | 38 | 58 |
| | 2 | 2 | 2 | 4 | 1 | 1 | 2 | 2 | 1 | 3 | 3 | 5 | 8 | 24 | 10 | 34 | 51 |
| | 3 | 2 | 2 | 4 | 3 | 0 | 3 | 0 | 0 | 0 | 12 | 5 | 17 | 14 | 21 | 35 | 59 |
| | 4 | 2 | 1 | 3 | 1 | 0 | 1 | 1 | 0 | 1 | 6 | 3 | 9 | 20 | 12 | 32 | 46 |
| | 5 | 2 | 3 | 5 | 1 | 0 | 1 | 1 | 0 | 1 | 3 | 6 | 9 | 19 | 18 | 37 | 53 |
| PARK ELEMENTARY SCHOOL Total | | 12 | 13 | 25 | 7 | 4 | 11 | 7 | 1 | 8 | 34 | 29 | 63 | 120 | 98 | 218 | 325 |
| RIVERVIEW ELEMENTARY SCHOOL | | | | | | | | | | | | | | | | | |
| | K | 1 | 1 | 2 | 0 | 1 | 1 | 0 | 0 | 0 | 5 | 2 | 7 | 17 | 28 | 45 | 55 |
| | 1 | 2 | 2 | 4 | 0 | 0 | 0 | 0 | 0 | 0 | 3 | 1 | 4 | 23 | 35 | 58 | 66 |
| | 2 | 1 | 0 | 1 | 0 | 0 | 0 | 0 | 0 | 0 | 1 | 0 | 1 | 21 | 26 | 47 | 49 |
| | 3 | 3 | 1 | 4 | 0 | 1 | 1 | 1 | 0 | 1 | 5 | 1 | 6 | 33 | 22 | 55 | 67 |
| | 4 | 1 | 0 | 1 | 0 | 0 | 0 | 0 | 0 | 0 | 6 | 4 | 10 | 19 | 29 | 48 | 59 |
| | 5 | 1 | 0 | 1 | 0 | 0 | 0 | 1 | 0 | 1 | 2 | 4 | 6 | 25 | 36 | 61 | 69 |
| RIVERVIEW ELEMENTARY SCHOOL Total | | 9 | 4 | 13 | 0 | 2 | 2 | 2 | 0 | 2 | 22 | 12 | 34 | 138 | 176 | 314 | 365 |

COLORADO DEPARTMENT OF EDUCATION


FALL 2003 PUPIL MEMBERSHIP BY COUNTY, DISTRICT, SCHOOL, GRADE, RACE/ETHNICITY, AND GENDER



| COUNTY/DISTRICT/SCHOOL | GRADE LEVEL | AMERICAN INDIAN OR ALASKAN NATIVE | | | ASIAN OR PACIFIC ISLANDER | | | BLACK (NOT HISPANIC) | | | HISPANIC | | | WHITE (NOT HISPANIC) | | | GRAND TOTAL |
|-----------------------------------|-------------|-----------------------------------|------|-------|---------------------------|------|-------|----------------------|------|-------|----------|------|-------|----------------------|-------|-------|-------------|
| | | FEMALE | MALE | TOTAL | FEMALE | MALE | TOTAL | FEMALE | MALE | TOTAL | FEMALE | MALE | TOTAL | FEMALE | MALE | TOTAL | |
| LA PLATA | | | | | | | | | | | | | | | | | |
| ESCALANTE MIDDLE SCHOOL | 6 | 9 | 6 | 15 | 1 | 3 | 4 | 1 | 2 | 3 | 11 | 11 | 22 | 53 | 58 | 111 | 155 |
| | 7 | 9 | 8 | 17 | 1 | 0 | 1 | 0 | 2 | 2 | 11 | 19 | 30 | 67 | 61 | 128 | 178 |
| | 8 | 4 | 8 | 12 | 3 | 0 | 3 | 1 | 0 | 1 | 13 | 10 | 23 | 66 | 64 | 130 | 169 |
| ESCALANTE MIDDLE SCHOOL Total | | 22 | 22 | 44 | 5 | 3 | 8 | 2 | 4 | 6 | 35 | 40 | 75 | 186 | 183 | 369 | 502 |
| SUNNYSIDE ELEMENTARY SCHOOL | PK | 0 | 1 | 1 | 0 | 0 | 0 | 0 | 0 | 0 | 1 | 1 | 2 | 4 | 8 | 12 | 15 |
| | K | 0 | 1 | 1 | 1 | 0 | 1 | 0 | 1 | 1 | 3 | 1 | 4 | 7 | 6 | 13 | 20 |
| | 1 | 0 | 0 | 0 | 0 | 0 | 0 | 0 | 0 | 0 | 0 | 1 | 1 | 6 | 4 | 10 | 11 |
| | 2 | 0 | 0 | 0 | 0 | 0 | 0 | 0 | 0 | 0 | 1 | 2 | 3 | 6 | 3 | 9 | 12 |
| | 3 | 0 | 1 | 1 | 0 | 0 | 0 | 0 | 0 | 0 | 0 | 1 | 1 | 7 | 9 | 16 | 18 |
| | 4 | 0 | 0 | 0 | 0 | 0 | 0 | 0 | 1 | 1 | 0 | 2 | 2 | 7 | 9 | 16 | 19 |
| | 5 | 1 | 1 | 2 | 0 | 0 | 0 | 0 | 0 | 0 | 1 | 1 | 2 | 6 | 6 | 12 | 16 |
| SUNNYSIDE ELEMENTARY SCHOOL Total | | 1 | 4 | 5 | 1 | 0 | 1 | 0 | 2 | 2 | 6 | 9 | 15 | 43 | 45 | 88 | 111 |
| DURANGO 9-R Total | | 109 | 120 | 229 | 29 | 22 | 51 | 19 | 18 | 37 | 268 | 280 | 548 | 1,806 | 1,947 | 3,753 | 4,618 * |
| BAYFIELD 10 JT-R | | | | | | | | | | | | | | | | | |
| NOT IN A SCHOOL | PK | 0 | 0 | 0 | 0 | 0 | 0 | 0 | 0 | 0 | 0 | 2 | 2 | 4 | 8 | 12 | 14 |
| NOT IN A SCHOOL Total | | 0 | 0 | 0 | 0 | 0 | 0 | 0 | 0 | 0 | 0 | 2 | 2 | 4 | 8 | 12 | 14 |
| BAYFIELD ELEMENTARY SCHOOL | K | 0 | 2 | 2 | 0 | 0 | 0 | 0 | 0 | 0 | 3 | 5 | 8 | 25 | 30 | 55 | 65 |
| | 1 | 3 | 1 | 4 | 0 | 0 | 0 | 0 | 0 | 0 | 3 | 8 | 11 | 33 | 45 | 78 | 93 |
| | 2 | 0 | 0 | 0 | 0 | 0 | 0 | 0 | 0 | 0 | 3 | 2 | 5 | 50 | 17 | 67 | 72 |
| | 3 | 0 | 0 | 0 | 0 | 0 | 0 | 0 | 0 | 0 | 5 | 1 | 6 | 41 | 43 | 84 | 90 |
| | 4 | 1 | 2 | 3 | 0 | 0 | 0 | 0 | 0 | 0 | 2 | 2 | 4 | 55 | 40 | 95 | 102 |
| | 5 | 1 | 3 | 4 | 0 | 0 | 0 | 0 | 0 | 0 | 2 | 2 | 4 | 39 | 33 | 72 | 80 |
| BAYFIELD ELEMENTARY SCHOOL Total | | 5 | 8 | 13 | 0 | 0 | 0 | 0 | 0 | 0 | 18 | 20 | 38 | 243 | 208 | 451 | 502 |
| BAYFIELD MIDDLE SCHOOL | 6 | 1 | 0 | 1 | 1 | 0 | 1 | 0 | 0 | 0 | 4 | 6 | 10 | 42 | 39 | 81 | 93 |
| | 7 | 2 | 2 | 4 | 1 | 1 | 2 | 0 | 0 | 0 | 2 | 2 | 4 | 45 | 63 | 108 | 118 |
| | 8 | 0 | 0 | 0 | 0 | 0 | 0 | 0 | 0 | 0 | 5 | 3 | 8 | 49 | 58 | 107 | 115 |
| BAYFIELD MIDDLE SCHOOL Total | | 3 | 2 | 5 | 2 | 1 | 3 | 0 | 0 | 0 | 11 | 11 | 22 | 136 | 160 | 296 | 326 |
| BAYFIELD HIGH SCHOOL | 9 | 3 | 1 | 4 | 1 | 0 | 1 | 0 | 0 | 0 | 5 | 1 | 6 | 33 | 40 | 73 | 84 |
| | 10 | 1 | 1 | 2 | 1 | 1 | 2 | 0 | 0 | 0 | 6 | 5 | 11 | 42 | 40 | 82 | 97 |
| | 11 | 2 | 0 | 2 | 0 | 0 | 0 | 0 | 1 | 1 | 0 | 1 | 1 | 35 | 42 | 77 | 81 |
| | 12 | 1 | 1 | 2 | 0 | 1 | 1 | 0 | 0 | 0 | 4 | 3 | 7 | 39 | 51 | 90 | 100 |
| BAYFIELD HIGH SCHOOL Total | | 7 | 3 | 10 | 2 | 2 | 4 | 0 | 1 | 1 | 15 | 10 | 25 | 149 | 173 | 322 | 362 |
| BAYFIELD 10 JT-R Total | | 15 | 13 | 28 | 4 | 3 | 7 | 0 | 1 | 1 | 44 | 43 | 87 | 532 | 549 | 1,081 | 1,204 |

COLORADO DEPARTMENT OF EDUCATION

FALL 2003 PUPIL MEMBERSHIP BY COUNTY, DISTRICT, SCHOOL, GRADE, RACE/ETHNICITY, AND GENDER



| COUNTY/DISTRICT/SCHOOL | GRADE LEVEL | AMERICAN INDIAN OR ALASKAN NATIVE | | | ASIAN OR PACIFIC ISLANDER | | | BLACK (NOT HISPANIC) | | | HISPANIC | | | WHITE (NOT HISPANIC) | | | GRAND TOTAL |
|-----------------------------------|-------------|-----------------------------------|------|-------|---------------------------|------|-------|----------------------|------|-------|----------|------|-------|----------------------|-------|-------|-------------|
| | | FEMALE | MALE | TOTAL | FEMALE | MALE | TOTAL | FEMALE | MALE | TOTAL | FEMALE | MALE | TOTAL | FEMALE | MALE | TOTAL | |
| LA PLATA | | | | | | | | | | | | | | | | | |
| IGNACIO 11 JT | | | | | | | | | | | | | | | | | |
| IGNACIO ELEMENTARY SCHOOL | | | | | | | | | | | | | | | | | |
| | K | 7 | 10 | 17 | 0 | 0 | 0 | 1 | 0 | 1 | 4 | 9 | 13 | 7 | 15 | 22 | 53 |
| | 1 | 9 | 9 | 18 | 0 | 2 | 2 | 0 | 0 | 0 | 4 | 5 | 9 | 9 | 8 | 17 | 46 |
| | 2 | 8 | 10 | 18 | 0 | 0 | 0 | 0 | 0 | 0 | 6 | 7 | 13 | 6 | 13 | 19 | 50 |
| | 3 | 13 | 7 | 20 | 0 | 0 | 0 | 0 | 0 | 0 | 3 | 9 | 12 | 9 | 5 | 14 | 46 |
| IGNACIO ELEMENTARY SCHOOL Total | | 37 | 36 | 73 | 0 | 2 | 2 | 1 | 0 | 1 | 17 | 30 | 47 | 31 | 41 | 72 | 195 |
| IGNACIO INTERMEDIATE SCHOOL | | | | | | | | | | | | | | | | | |
| | 4 | 11 | 9 | 20 | 0 | 0 | 0 | 1 | 0 | 1 | 5 | 7 | 12 | 8 | 8 | 16 | 49 |
| | 5 | 9 | 14 | 23 | 0 | 0 | 0 | 1 | 0 | 1 | 5 | 9 | 14 | 9 | 16 | 25 | 63 |
| | 6 | 16 | 21 | 37 | 0 | 0 | 0 | 0 | 0 | 0 | 10 | 4 | 14 | 8 | 10 | 18 | 69 |
| IGNACIO INTERMEDIATE SCHOOL Total | | 36 | 44 | 80 | 0 | 0 | 0 | 2 | 0 | 2 | 20 | 20 | 40 | 25 | 34 | 59 | 181 |
| IGNACIO JUNIOR HIGH SCHOOL | | | | | | | | | | | | | | | | | |
| | 7 | 13 | 18 | 31 | 0 | 0 | 0 | 0 | 0 | 0 | 12 | 6 | 18 | 6 | 9 | 15 | 64 |
| | 8 | 14 | 16 | 30 | 0 | 0 | 0 | 0 | 0 | 0 | 5 | 10 | 15 | 15 | 15 | 30 | 75 |
| IGNACIO JUNIOR HIGH SCHOOL Total | | 27 | 34 | 61 | 0 | 0 | 0 | 0 | 0 | 0 | 17 | 16 | 33 | 21 | 24 | 45 | 139 |
| IGNACIO HIGH SCHOOL | | | | | | | | | | | | | | | | | |
| | 9 | 11 | 13 | 24 | 0 | 0 | 0 | 1 | 1 | 2 | 10 | 10 | 20 | 5 | 15 | 20 | 66 |
| | 10 | 13 | 14 | 27 | 0 | 0 | 0 | 0 | 0 | 0 | 10 | 7 | 17 | 14 | 15 | 29 | 73 |
| | 11 | 11 | 12 | 23 | 0 | 0 | 0 | 0 | 0 | 0 | 3 | 9 | 12 | 7 | 3 | 10 | 45 |
| | 12 | 8 | 7 | 15 | 0 | 0 | 0 | 0 | 1 | 1 | 10 | 8 | 18 | 12 | 19 | 31 | 65 |
| IGNACIO HIGH SCHOOL Total | | 43 | 46 | 89 | 0 | 0 | 0 | 1 | 2 | 3 | 33 | 34 | 67 | 38 | 52 | 90 | 249 |
| IGNACIO 11 JT Total | | 143 | 160 | 303 | 0 | 2 | 2 | 4 | 2 | 6 | 87 | 100 | 187 | 115 | 151 | 266 | 764 |
| LA PLATA Total | | 267 | 293 | 560 | 33 | 27 | 60 | 23 | 21 | 44 | 399 | 423 | 822 | 2,453 | 2,647 | 5,100 | 6,586 * |

* NOTE: 2/4/2004 Detention Center students were removed from the district count and pulled into a separate category. Although detention center students receive educational services from school district employees, school districts have no jurisdiction over any other detention center function.