

NAEP Questions Tool

What is it?

The **NAEP Questions Tool** provides access to over 2000 released questions from NAEP assessments in nearly all subject areas, dating from 1990. See how your students compare with students in other states and across the nation by developing your own quizzes based on released questions.

NAEP will continue to release more questions after each assessment.

The Questions Tool includes:

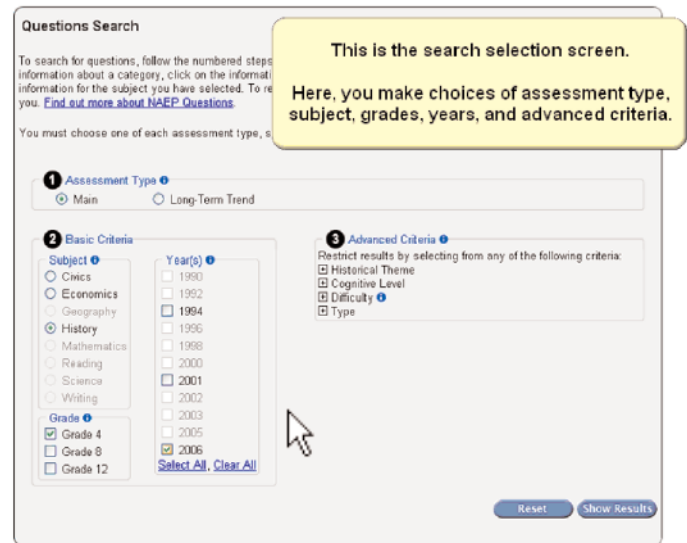
- Examples of what NAEP asks students in grades 4, 8, and 12;
- Examples of questions that probe students' knowledge of specific content areas;
- Actual student responses showing scoring; and
- A way to examine student performance on a specific question by race/ethnicity, gender, and other student groupings.

How do I access it?

1. Go to <http://nces.ed.gov/nationsreportcard/itmrls/startsearch.asp>
2. Or, click **Sample Questions** on the home page at <http://nces.ed.gov/nationsreportcard/>. Then, click "Questions Tool."

There is a tutorial that will give you a quick overview, available in Tool Help on any page of this tool.

How do I use it?



Questions Search

To search for questions, follow the numbered steps. To search for questions, click on the information for the subject you have selected. To see more information, click on the link. [Find out more about NAEP Questions](#).

You must choose one of each assessment type, subject, grade, year, and advanced criteria.

1 Assessment Type

Main Long-Term Trend

2 Basic Criteria

Subject

Civics
 Economics
 Geography
 History
 Mathematics
 Reading
 Science
 Writing

Year(s)

1990
 1992
 1994
 1996
 1998
 2000
 2001
 2002
 2003
 2005
 2006

Grade 4
 Grade 8
 Grade 12

[Select All](#), [Clear All](#)

3 Advanced Criteria

Restrict results by selecting from any of the following criteria:

Historical Theme
 Cognitive Level
 Difficulty
 Type

[Reset](#) [Show Results](#)

Search Options

First select **Assessment Type**. To gain access to all subjects, you will probably want to click Main, as Long-Term Trend assesses mathematics and reading at the national level only every four years; the assessments are different from the Main NAEP assessments.

In **Basic Criteria**, you may then select a subject area, and filter questions by grade or test year, if you choose.

The **i** buttons provide clarification where needed.

You may restrict your search even more by checking off different items in the **Advanced Criteria** section. Just click on the pluses to reveal specific criteria such as difficulty or question type.

Click **Show Results** to see the set of questions that matched your criteria.

Search Results [Modify Search](#) [Test Help](#)

18 results returned for:
 Subject: **Reading**
 Grade: 8
 Years: 1994, 2003
 Contexts for Reading: **Reading for Literary Experience, Reading for Information**
 Aspects of Reading: **Developing Interpretation**

[10](#) [20](#) [50](#) [100](#) per page | [Show All](#)
[Accessible Sort](#)

Click column header to sort, drag to reorder.

Year	Grade	Block	No.	Type	Diff.	% Correct	Description	In Folder
2003	8	R12	1	MC	Easy	70.00	Thank You: Which best describes boy's feelings in story	<input type="checkbox"/>
2003	8	R12	2	ECR	Easy	82.42	Thank You: Choose one thing Mrs. Luella said or did	<input type="checkbox"/>
2003	8	R12	3	ECR	Easy	75.94	Thank You: Why woman did not turn boy over to police	<input type="checkbox"/>
2003	8	R12	4	MC	Easy	85.41	Thank You: When they arrived at house, what did the boy do	<input type="checkbox"/>
2003	8	R12	5	MC	Easy	83.84	Thank You: Why did the boy sit on far side of the room	<input type="checkbox"/>
2003	8	R12	6	ECR	Easy	66.76	Thank You: Why did the boy offer to go to the store	<input type="checkbox"/>
2003	8	R12	10	ECR	Med.	58.41	Thank You: What does Mrs. Jones hope the boy will learn	<input type="checkbox"/>
1994	8 (12)	R3	2	CR	Med.	51.71	Flying Machine: Emperor Asks Inventor	<input type="checkbox"/>
1994	8 (12)	R3	3	MC	Easy	73.28	Flying Machine: Emperor Views Wall-Protector	<input type="checkbox"/>
1994	8 (12)	R3	4	CR	Easy	62.25	Flying Machine: Empo Asks Servant - Who Else	<input type="checkbox"/>
1994	8 (12)	R3	7	MC	Med.	58.46	Flying Machine: Empo Hot Rush To See To Things	<input type="checkbox"/>
1994	8 (12)	R3	9	MC	Hard	35.74	Flying Machine: Talents	<input type="checkbox"/>

Sort Search Results

The top row of your results lists the different ways in which you may sort your search results. To sort by any one of the characteristics, click the column you want to sort by and drag it to the left so that it will become the first column. For example, if you want to sort by difficulty, click “**Diff.**” and drag it all the way to the left and release the mouse button.

Accessible Sort

Alternately, you may click on **Accessible Sort** to sort your results in a different way. A new window will open, and you may order the way in which you want to sort your questions by year, grade, block number, question number, difficulty, question type, and percent correct. You may set the order so you can order by one of these criteria, or up to all of them.

Search Results [Mod](#) [NAEP NQT v3.0 - Sort Columns - Windows Inter...](#) [Help](#)

18 results returned for:
 Subject: **Reading**
 Grade: 8
 Years: 1994, 2003
 Contexts for Reading: **Re Experience, Reading fo**
 Aspects of Reading: **Deve**

[10](#) [20](#) [50](#) [100](#) per page | [S](#)
[Accessible Sort](#)

Click column header to

The current order of the columns is as follows:

- Year descending;
- Grade ascending;
- Block Number ascending;
- Question Number ascending;
- Type ascending;
- Difficulty ascending;
- Percent Correct descending;

Set the order of the columns using the following drop-down lists. Unselected columns will retain their original order and come after the selected columns.

Year	Grade	Block	No.	Type	Diff.	% Correct	Description	In Folder
2003	8	R12	1	MC	Easy	70.00	Thank You: Which best describes boy's feelings in story	<input type="checkbox"/>
2003	8	R12	2	ECR	Easy	82.42	Thank You: Choose one thing Mrs. Luella said or did	<input type="checkbox"/>
2003	8	R12	3	ECR	Easy	75.94	Thank You: Why woman did not turn boy over to police	<input type="checkbox"/>
2003	8	R12	4	MC	Easy	85.41	Thank You: When they arrived at house, what did the boy do	<input type="checkbox"/>
2003	8	R12	5	MC	Easy	83.84	Thank You: Why did the boy sit on far side of the room	<input type="checkbox"/>
2003	8	R12	6	ECR	Easy	66.76	Thank You: Why did the boy offer to go to the store	<input type="checkbox"/>
2003	8	R12	10	ECR	Med.	58.41	Thank You: What does Mrs. Jones hope the boy will learn	<input type="checkbox"/>
1994	8 (12)	R3	2	CR	Med.	51.71	Flying Machine: Emperor Asks Inventor	<input type="checkbox"/>
1994	8 (12)	R3	3	MC	Easy	73.28	Flying Machine: Emperor Views Wall-Protector	<input type="checkbox"/>
1994	8 (12)	R3	4	CR	Easy	62.25	Flying Machine: Empo Asks Servant - Who Else	<input type="checkbox"/>
1994	8 (12)	R3	7	MC	Med.	58.46	Flying Machine: Empo Hot Rush To See To Things	<input type="checkbox"/>
1994	8 (12)	R3	9	MC	Hard	35.74	Flying Machine: Talents	<input type="checkbox"/>

Viewing Question Details

Each NAEP question includes details such as an answer key, additional materials provided along with this question (such as a passage, map, or ruler), actual student responses with scoring key, and performance data broken down by categories such as race and state.

To view this information, click on the description of a question in the Search Results list. A number of tabs will always appear above the question itself: Question, Performance Data, Content Classification, Scoring Guide/Key, Student Responses, and More Data. You may click on any of these tabs to view the relevant information on this particular question.

Sometimes, you will have the option to *View Additional Materials* located beneath the “More Data” tab. These materials show you what NAEP provided to solve this question.

In the Question tab, you have the option to View Additional Materials. These materials show you what NAEP provided to solve this question. On the More Data tab, you will be able to View Cross-State Data when the subject is mathematics, science, reading, or writing, which are reported at the state level.

Question Detail [Modify Search](#) [Previous Search Results](#) [Tool Help](#)

← Question 4 of 56 →


To Print Folder: Empty [Add Question](#)

Subject: Mathematics Grade 8 Block: 2005-8M3 No. 4

Description: Identify plane figure that results from opening a tube

[Question](#) [Performance Data](#) [Content Classification](#) [Scoring Guide/Key](#) [Student Responses](#) [More Data](#)

[Print](#) [View Additional Materials](#)



4. The paper tube in the figure above is to be cut along the dotted line and opened up. What will be the shape of the flattened piece of paper?

Answer: _____

Printing your Questions

The **Print Folder** is like your shopping cart—it holds the questions you want until you are ready to print them. One way to add files to this folder is to simply check the **In Folder** box.

Search Results [Modify Search](#) [Tool Help](#)

73 results returned for:
Subject: Science
Grade: 4
Years: 2000, 2005

[Add All Questions](#) [Remove All Questions](#) [View Print Folder](#)

Print Folder: 4 items from Science
The counter increments as you add questions

10 20 50 100 per page | [Show All](#) 1 - 10 | 11 - 20 | 21 - 30 | 31 - 40 | 41 - 50 >>

Accessible Sort

Click column header to sort, drag to reorder.

Block	Year	Grade	No.	Type	Diff.	% Correct	Description	In Folder
S9	2000	4 (8)	1	MC	Easy	68.06	Which organism makes its own food	<input checked="" type="checkbox"/>
S9	2000	4 (8)	2	CR	Hard	29.99	What animals get from food	<input checked="" type="checkbox"/>
S9	2000	4 (8)	3	CR	Easy	76.68	Predators that eat small fish	<input checked="" type="checkbox"/>
S9	2000	4 (8)	4	CR	Hard	14.46	Food web	<input checked="" type="checkbox"/>
S9	2000	4 (8)	5	MC	Med.	56.13	What breaks down dead material	<input checked="" type="checkbox"/>
S9	2000	4 (8)	6	CR	Hard	21.11	Breaking down dead material	<input type="checkbox"/>
S9	2000	4 (8)	7	ECR	Med.	45.60	Disease killing small fish	<input type="checkbox"/>
S9	2000	4 (8)	8	CR	Hard	19.74	New type of large fish	<input type="checkbox"/>
S9	2000	4 (8)	9	CR	Hard	9.30	Fertilizer from nearby field	<input type="checkbox"/>
S10	2005	4	1	MC	Med.	46.76	Identify cause of most craters on the Moon	<input type="checkbox"/>







10 20 50 100 per page | [Show All](#) 1 - 10 | 11 - 20 | 21 - 30 | 31 - 40 | 41 - 50 >>

Then, click “View Print Folder.” Under “Print Options,” you may check Questions to create a document with just the questions you have chosen, or you may check other boxes to add that information as well. When you are ready, click **Assemble Document**.

To print your document, simply click **Print** on your browser or hold CTRL and press P. To save your document, go to “File” and click “Save As...”

PRINT OPTIONS	
<input checked="" type="checkbox"/> Questions	<input type="checkbox"/> Performance Data
<input type="checkbox"/> Scoring Guides/Keys	<input type="checkbox"/> Content Classifications
<input type="checkbox"/> Student Responses	<input type="checkbox"/> Summary Page
Assemble Document	

You can delete questions, change question order, and preview any question in this section. When you are finished making your edit selections, Click the **SAVE** button to update your changes. If you have made a mistake, click **Restore** to recover the previously saved list.

EDIT OPTIONS	
Select an item:	 Move Up
Use a simple circuit to test an item for conductivity (Grade 4 Hard)	 Move Down
Testing for conductivity (Grade 8 Hard)	 View Question
Identify objects that conduct electricity (Grade 4 Easy)	 Delete Question
Conversion of energy (Grade 8 Medium)	 Save
Pushing magnets together (Grade 4 Hard)	 Restore
Stored energy (Grade 4 Hard)	

Modifying Your Print Folder

You may edit out individual questions in the **Edit Options** box at the bottom of your Print Folder screen. You may also reorder your items, view individual questions, and restore your original items if you make an error. Once you have finalized the questions you want, click the “Save” button underneath “Delete Question.” You may then go back and click **Assemble Document** to reflect these changes.

Additional Help

1. For more help with the NAEP Questions Tool, view a short tutorial. To access this, click “Tool Help” on any page in this tool.
2. For help with any features on the NAEP website, click **HELP** on the banner.
3. For any other help, write to us via **CONTACT US**.

The National Assessment of Educational Progress (NAEP) is the only nationally representative and continuing assessment of what America’s students know and can do in various subject areas. Assessments are conducted periodically in mathematics, reading, science, writing, the arts, civics, economics, geography, and U.S. history. For the most recent results of assessments, visit the Nation’s Report Card website (<http://nationsreportcard.gov>). To see NAEP data, information about the NAEP program, and a schedule of future and past assessments and studies, explore this website (<http://nces.ed.gov/nationsreportcard>).