


COLORADO DEPARTMENT OF EDUCATION


2003-2004 PERSONNEL TURNOVER RATE BY POSITION CATEGORIES

DISTRICT	JOB CLASSIFICATION	HEAD COUNT 2002-2003	HEAD COUNT 2003-2004	DIFFERENCE	PEOPLE RETURNED	PEOPLE LEFT	TURNOVER RATE	NEW PEOPLE
MAPLETON 1	ADMINISTRATOR	9	9	0	9	0	0.0%	0
	PRINCIPAL	18	19	1	15	3	16.7%	4
	CLASSROOM INSTRUCTION	285	294	9	235	50	17.5%	59
	INSTRUCTIONAL SUPPORT	33	32	-1	25	8	24.2%	7
	OTHER SUPPORT	12	21	9	8	4	33.3%	13
	PROFESSIONAL-OTHER	14	18	4	10	4	28.6%	8
	PARAPROFESSIONAL	131	113	-18	87	44	33.6%	26
	OFFICE/ADMINISTRATIVE SUPPORT	40	39	-1	32	8	20.0%	7
	CRAFTS/TRADES/SERVICES	119	117	-2	96	23	19.3%	21
ALL PERSONNEL	661	662	1	517	144	21.8%	145	
NORTHGLENN-THORNTON 12	ADMINISTRATOR	45	37	-8	33	12	26.7%	4
	PRINCIPAL	89	90	1	83	6	6.7%	7
	CLASSROOM INSTRUCTION	1776	1822	46	1559	217	12.2%	263
	INSTRUCTIONAL SUPPORT	184	176	-8	159	25	13.6%	17
	OTHER SUPPORT	130	140	10	114	16	12.3%	26
	PROFESSIONAL-OTHER	121	108	-13	80	41	33.9%	28
	PARAPROFESSIONAL	705	731	26	550	155	22.0%	181
	OFFICE/ADMINISTRATIVE SUPPORT	324	291	-33	246	78	24.1%	45
	CRAFTS/TRADES/SERVICES	574	607	33	463	111	19.3%	144
ALL PERSONNEL	3948	4002	54	3287	661	16.7%	715	
ADAMS COUNTY 14	ADMINISTRATOR	27	25	-2	19	8	29.6%	6
	PRINCIPAL	15	19	4	11	4	26.7%	8
	CLASSROOM INSTRUCTION	381	373	-8	292	89	23.4%	81
	INSTRUCTIONAL SUPPORT	30	61	31	23	7	23.3%	38
	OTHER SUPPORT	21	20	-1	16	5	23.8%	4
	PROFESSIONAL-OTHER	25	31	6	21	4	16.0%	10
	PARAPROFESSIONAL	151	138	-13	127	24	15.9%	11
	OFFICE/ADMINISTRATIVE SUPPORT	78	76	-2	64	14	17.9%	12
	CRAFTS/TRADES/SERVICES	129	131	2	112	17	13.2%	19
ALL PERSONNEL	857	874	17	685	172	20.1%	189	
BRIGHTON 27J	ADMINISTRATOR	10	8	-2	7	3	30.0%	1
	PRINCIPAL	16	22	6	11	5	31.3%	11
	CLASSROOM INSTRUCTION	413	483	70	337	76	18.4%	146
	INSTRUCTIONAL SUPPORT	23	28	5	15	8	34.8%	13
	OTHER SUPPORT	18	27	9	17	1	5.6%	10
	PROFESSIONAL-OTHER	24	26	2	15	9	37.5%	11
PARAPROFESSIONAL	165	172	7	129	36	21.8%	43	


	OFFICE/ADMINISTRATIVE SUPPORT	50	63	13	36	14	28.0%	27
	CRAFTS/TRADES/SERVICES	134	168	34	117	17	12.7%	51
	ALL PERSONNEL	853	997	144	684	169	19.8%	313
BENNETT 29J	ADMINISTRATOR	5	4	-1	4	1	20.0%	0
	PRINCIPAL	3	3	0	3	0	0.0%	0
	CLASSROOM INSTRUCTION	63	64	1	50	13	20.6%	14
	INSTRUCTIONAL SUPPORT	3	3	0	2	1	33.3%	1
	OTHER SUPPORT	0	0	0	0	0	0.0%	0
	PROFESSIONAL-OTHER	2	2	0	2	0	0.0%	0
	PARAPROFESSIONAL	15	16	1	13	2	13.3%	3
	OFFICE/ADMINISTRATIVE SUPPORT	10	9	-1	8	2	20.0%	1
	CRAFTS/TRADES/SERVICES	24	27	3	20	4	16.7%	7
	ALL PERSONNEL	125	128	3	102	23	18.4%	26
STRASBURG 31J	ADMINISTRATOR	2	1	-1	1	1	50.0%	0
	PRINCIPAL	3	3	0	2	1	33.3%	1
	CLASSROOM INSTRUCTION	44	46	2	37	7	15.9%	9
	INSTRUCTIONAL SUPPORT	3	3	0	3	0	0.0%	0
	OTHER SUPPORT	0	0	0	0	0	0.0%	0
	PROFESSIONAL-OTHER	3	4	1	3	0	0.0%	1
	PARAPROFESSIONAL	15	16	1	8	7	46.7%	8
	OFFICE/ADMINISTRATIVE SUPPORT	6	5	-1	4	2	33.3%	1
	CRAFTS/TRADES/SERVICES	22	21	-1	17	5	22.7%	4
	ALL PERSONNEL	98	99	1	75	23	23.5%	24
WESTMINSTER 50	ADMINISTRATOR	21	25	4	17	4	19.0%	8
	PRINCIPAL	34	33	-1	25	9	26.5%	8
	CLASSROOM INSTRUCTION	662	677	15	550	112	16.9%	127
	INSTRUCTIONAL SUPPORT	29	33	4	23	6	20.7%	10
	OTHER SUPPORT	44	49	5	38	6	13.6%	11
	PROFESSIONAL-OTHER	17	25	8	15	2	11.8%	10
	PARAPROFESSIONAL	257	245	-12	204	53	20.6%	41
	OFFICE/ADMINISTRATIVE SUPPORT	87	84	-3	78	9	10.3%	6
	CRAFTS/TRADES/SERVICES	181	191	10	157	24	13.3%	34
	ALL PERSONNEL	1332	1362	30	1107	225	16.9%	255
ALAMOSA RE-11J	ADMINISTRATOR	5	2	-3	2	3	60.0%	0
	PRINCIPAL	8	9	1	7	1	12.5%	2
	CLASSROOM INSTRUCTION	147	143	-4	131	16	10.9%	12
	INSTRUCTIONAL SUPPORT	12	12	0	11	1	8.3%	1
	OTHER SUPPORT	2	3	1	1	1	50.0%	2
	PROFESSIONAL-OTHER	3	12	9	3	0	0.0%	9
	PARAPROFESSIONAL	22	24	2	16	6	27.3%	8
	OFFICE/ADMINISTRATIVE SUPPORT	26	20	-6	17	9	34.6%	3
	CRAFTS/TRADES/SERVICES	36	58	22	33	3	8.3%	25
	ALL PERSONNEL	261	283	22	221	40	15.3%	62




SANGRE DE CRISTO RE-22J	ADMINISTRATOR	1	2	1	0	1	100.0%	2
	PRINCIPAL	2	2	0	0	2	100.0%	2
	CLASSROOM INSTRUCTION	29	28	-1	26	3	10.3%	2
	INSTRUCTIONAL SUPPORT	2	2	0	2	0	0.0%	0
	OTHER SUPPORT	1	0	-1	0	1	100.0%	0
	PROFESSIONAL-OTHER	0	2	2	0	0	0.0%	2
	PARAPROFESSIONAL	5	6	1	2	3	60.0%	4
	OFFICE/ADMINISTRATIVE SUPPORT	4	5	1	4	0	0.0%	1
	CRAFTS/TRADES/SERVICES	18	18	0	16	2	11.1%	2
ALL PERSONNEL	62	65	3	50	12	19.4%	15	
ENGLEWOOD 1	ADMINISTRATOR	8	8	0	6	2	25.0%	2
	PRINCIPAL	12	12	0	11	1	8.3%	1
	CLASSROOM INSTRUCTION	244	238	-6	208	36	14.8%	30
	INSTRUCTIONAL SUPPORT	22	23	1	19	3	13.6%	4
	OTHER SUPPORT	18	28	10	15	3	16.7%	13
	PROFESSIONAL-OTHER	11	14	3	9	2	18.2%	5
	PARAPROFESSIONAL	112	106	-6	82	30	26.8%	24
	OFFICE/ADMINISTRATIVE SUPPORT	42	42	0	39	3	7.1%	3
	CRAFTS/TRADES/SERVICES	51	50	-1	45	6	11.8%	5
ALL PERSONNEL	520	521	1	434	86	16.5%	87	
SHERIDAN 2	ADMINISTRATOR	7	6	-1	3	4	57.1%	3
	PRINCIPAL	7	7	0	4	3	42.9%	3
	CLASSROOM INSTRUCTION	129	124	-5	104	25	19.4%	20
	INSTRUCTIONAL SUPPORT	13	17	4	12	1	7.7%	5
	OTHER SUPPORT	9	12	3	7	2	22.2%	5
	PROFESSIONAL-OTHER	5	9	4	5	0	0.0%	4
	PARAPROFESSIONAL	41	48	7	25	16	39.0%	23
	OFFICE/ADMINISTRATIVE SUPPORT	20	19	-1	16	4	20.0%	3
	CRAFTS/TRADES/SERVICES	44	45	1	35	9	20.5%	10
ALL PERSONNEL	275	287	12	211	64	23.3%	76	
CHERRY CREEK 5	ADMINISTRATOR	33	29	-4	25	8	24.2%	4
	PRINCIPAL	98	100	2	87	11	11.2%	13
	CLASSROOM INSTRUCTION	2822	2867	45	2478	344	12.2%	389
	INSTRUCTIONAL SUPPORT	186	226	40	168	18	9.7%	58
	OTHER SUPPORT	194	196	2	170	24	12.4%	26
	PROFESSIONAL-OTHER	107	113	6	97	10	9.3%	16
	PARAPROFESSIONAL	1221	1302	81	871	350	28.7%	431
	OFFICE/ADMINISTRATIVE SUPPORT	535	548	13	475	60	11.2%	73
	CRAFTS/TRADES/SERVICES	581	598	17	457	124	21.3%	141
ALL PERSONNEL	5777	5979	202	4828	949	16.4%	1151	
LITTLETON 6	ADMINISTRATOR	35	35	0	35	0	0.0%	0
	PRINCIPAL	46	46	0	40	6	13.0%	6
	CLASSROOM INSTRUCTION	1004	976	-28	884	120	12.0%	92
	INSTRUCTIONAL SUPPORT	60	61	1	48	12	20.0%	13




	OTHER SUPPORT	67	60	-7	59	8	11.9%	1
	PROFESSIONAL-OTHER	27	27	0	24	3	11.1%	3
	PARAPROFESSIONAL	420	428	8	310	110	26.2%	118
	OFFICE/ADMINISTRATIVE SUPPORT	183	169	-14	156	27	14.8%	13
	CRAFTS/TRADES/SERVICES	278	276	-2	232	46	16.5%	44
	ALL PERSONNEL	2120	2078	-42	1788	332	15.7%	290
DEER TRAIL 26J	ADMINISTRATOR	1	1	0	1	0	0.0%	0
	PRINCIPAL	1	1	0	1	0	0.0%	0
	CLASSROOM INSTRUCTION	22	22	0	18	4	18.2%	4
	INSTRUCTIONAL SUPPORT	2	2	0	2	0	0.0%	0
	OTHER SUPPORT	0	0	0	0	0	0.0%	0
	PROFESSIONAL-OTHER	1	1	0	1	0	0.0%	0
	PARAPROFESSIONAL	3	3	0	3	0	0.0%	0
	OFFICE/ADMINISTRATIVE SUPPORT	3	3	0	3	0	0.0%	0
	CRAFTS/TRADES/SERVICES	9	9	0	9	0	0.0%	0
	ALL PERSONNEL	42	42	0	38	4	9.5%	4
ADAMS-ARAPAHOE 28J	ADMINISTRATOR	31	31	0	28	3	9.7%	3
	PRINCIPAL	93	94	1	83	10	10.8%	11
	CLASSROOM INSTRUCTION	1765	1853	88	1532	233	13.2%	321
	INSTRUCTIONAL SUPPORT	141	196	55	109	32	22.7%	87
	OTHER SUPPORT	104	115	11	96	8	7.7%	19
	PROFESSIONAL-OTHER	87	102	15	77	10	11.5%	25
	PARAPROFESSIONAL	737	728	-9	610	127	17.2%	118
	OFFICE/ADMINISTRATIVE SUPPORT	284	301	17	253	31	10.9%	48
	CRAFTS/TRADES/SERVICES	537	542	5	442	95	17.7%	100
	ALL PERSONNEL	3779	3962	183	3230	549	14.5%	732
BYERS 32J	ADMINISTRATOR	1	1	0	0	1	100.0%	1
	PRINCIPAL	2	2	0	2	0	0.0%	0
	CLASSROOM INSTRUCTION	37	36	-1	26	11	29.7%	10
	INSTRUCTIONAL SUPPORT	1	2	1	1	0	0.0%	1
	OTHER SUPPORT	0	0	0	0	0	0.0%	0
	PROFESSIONAL-OTHER	1	1	0	1	0	0.0%	0
	PARAPROFESSIONAL	13	13	0	8	5	38.5%	5
	OFFICE/ADMINISTRATIVE SUPPORT	4	4	0	4	0	0.0%	0
	CRAFTS/TRADES/SERVICES	13	12	-1	10	3	23.1%	2
	ALL PERSONNEL	72	71	-1	52	20	27.8%	19
ARCHULETA COUNTY 50 JT	ADMINISTRATOR	5	5	0	3	2	40.0%	2
	PRINCIPAL	5	5	0	4	1	20.0%	1
	CLASSROOM INSTRUCTION	95	95	0	87	8	8.4%	8
	INSTRUCTIONAL SUPPORT	8	8	0	8	0	0.0%	0
	OTHER SUPPORT	1	3	2	1	0	0.0%	2
	PROFESSIONAL-OTHER	3	4	1	3	0	0.0%	1
	PARAPROFESSIONAL	21	22	1	18	3	14.3%	4
	OFFICE/ADMINISTRATIVE SUPPORT	12	11	-1	10	2	16.7%	1




	CRAFTS/TRADES/SERVICES	44	42	-2	35	9	20.5%	7
	ALL PERSONNEL	194	195	1	169	25	12.9%	26
WALSH RE-1	ADMINISTRATOR	1	2	1	0	1	100.0%	2
	PRINCIPAL	2	1	-1	1	1	50.0%	0
	CLASSROOM INSTRUCTION	24	21	-3	19	5	20.8%	2
	INSTRUCTIONAL SUPPORT	3	3	0	1	2	66.7%	2
	OTHER SUPPORT	0	0	0	0	0	0.0%	0
	PROFESSIONAL-OTHER	1	1	0	1	0	0.0%	0
	PARAPROFESSIONAL	3	6	3	3	0	0.0%	3
	OFFICE/ADMINISTRATIVE SUPPORT	3	3	0	2	1	33.3%	1
	CRAFTS/TRADES/SERVICES	13	12	-1	8	5	38.5%	4
	ALL PERSONNEL	50	49	-1	35	15	30.0%	14
PRITCHETT RE-3	ADMINISTRATOR	1	0	-1	0	1	100.0%	0
	PRINCIPAL	0	1	1	0	0	0.0%	1
	CLASSROOM INSTRUCTION	12	12	0	12	0	0.0%	0
	INSTRUCTIONAL SUPPORT	0	1	1	0	0	0.0%	1
	OTHER SUPPORT	0	0	0	0	0	0.0%	0
	PROFESSIONAL-OTHER	0	0	0	0	0	0.0%	0
	PARAPROFESSIONAL	3	2	-1	2	1	33.3%	0
	OFFICE/ADMINISTRATIVE SUPPORT	2	2	0	2	0	0.0%	0
	CRAFTS/TRADES/SERVICES	6	5	-1	4	2	33.3%	1
	ALL PERSONNEL	24	23	-1	20	4	16.7%	3
SPRINGFIELD RE-4	ADMINISTRATOR	5	4	-1	4	1	20.0%	0
	PRINCIPAL	2	2	0	1	1	50.0%	1
	CLASSROOM INSTRUCTION	33	32	-1	31	2	6.1%	1
	INSTRUCTIONAL SUPPORT	1	1	0	1	0	0.0%	0
	OTHER SUPPORT	0	0	0	0	0	0.0%	0
	PROFESSIONAL-OTHER	1	1	0	1	0	0.0%	0
	PARAPROFESSIONAL	8	8	0	8	0	0.0%	0
	OFFICE/ADMINISTRATIVE SUPPORT	5	5	0	5	0	0.0%	0
	CRAFTS/TRADES/SERVICES	11	11	0	10	1	9.1%	1
	ALL PERSONNEL	66	64	-2	61	5	7.6%	3
VILAS RE-5	ADMINISTRATOR	2	1	-1	1	1	50.0%	0
	PRINCIPAL	2	1	-1	1	1	50.0%	0
	CLASSROOM INSTRUCTION	20	25	5	17	3	15.0%	8
	INSTRUCTIONAL SUPPORT	0	0	0	0	0	0.0%	0
	OTHER SUPPORT	0	0	0	0	0	0.0%	0
	PROFESSIONAL-OTHER	0	3	3	0	0	0.0%	3
	PARAPROFESSIONAL	3	4	1	3	0	0.0%	1
	OFFICE/ADMINISTRATIVE SUPPORT	4	4	0	4	0	0.0%	0
	CRAFTS/TRADES/SERVICES	6	3	-3	3	3	50.0%	0
	ALL PERSONNEL	37	41	4	29	8	21.6%	12
CAMPO RE-6	ADMINISTRATOR	1	1	0	0	1	100.0%	1




	PRINCIPAL	1	1	0	1	0	0.0%	0
	CLASSROOM INSTRUCTION	11	10	-1	9	2	18.2%	1
	INSTRUCTIONAL SUPPORT	2	2	0	2	0	0.0%	0
	OTHER SUPPORT	0	0	0	0	0	0.0%	0
	PROFESSIONAL-OTHER	0	0	0	0	0	0.0%	0
	PARAPROFESSIONAL	1	2	1	1	0	0.0%	1
	OFFICE/ADMINISTRATIVE SUPPORT	2	2	0	2	0	0.0%	0
	CRAFTS/TRADES/SERVICES	6	5	-1	5	1	16.7%	0
	ALL PERSONNEL	24	23	-1	20	4	16.7%	3
LAS ANIMAS RE-1	ADMINISTRATOR	2	2	0	0	2	100.0%	2
	PRINCIPAL	2	2	0	2	0	0.0%	0
	CLASSROOM INSTRUCTION	54	48	-6	41	13	24.1%	7
	INSTRUCTIONAL SUPPORT	4	4	0	3	1	25.0%	1
	OTHER SUPPORT	0	0	0	0	0	0.0%	0
	PROFESSIONAL-OTHER	1	2	1	1	0	0.0%	1
	PARAPROFESSIONAL	22	20	-2	18	4	18.2%	2
	OFFICE/ADMINISTRATIVE SUPPORT	7	7	0	5	2	28.6%	2
	CRAFTS/TRADES/SERVICES	14	14	0	13	1	7.1%	1
	ALL PERSONNEL	106	99	-7	83	23	21.7%	16
MC CLAVE RE-2	ADMINISTRATOR	1	1	0	1	0	0.0%	0
	PRINCIPAL	1	1	0	1	0	0.0%	0
	CLASSROOM INSTRUCTION	24	24	0	21	3	12.5%	3
	INSTRUCTIONAL SUPPORT	2	2	0	2	0	0.0%	0
	OTHER SUPPORT	0	0	0	0	0	0.0%	0
	PROFESSIONAL-OTHER	0	0	0	0	0	0.0%	0
	PARAPROFESSIONAL	8	6	-2	4	4	50.0%	2
	OFFICE/ADMINISTRATIVE SUPPORT	3	3	0	3	0	0.0%	0
	CRAFTS/TRADES/SERVICES	8	15	7	8	0	0.0%	7
	ALL PERSONNEL	47	52	5	40	7	14.9%	12
ST VRAIN VALLEY RE 1J	ADMINISTRATOR	19	17	-2	14	5	26.3%	3
	PRINCIPAL	63	67	4	56	7	11.1%	11
	CLASSROOM INSTRUCTION	1289	1293	4	1118	171	13.3%	175
	INSTRUCTIONAL SUPPORT	91	107	16	78	13	14.3%	29
	OTHER SUPPORT	54	55	1	46	8	14.8%	9
	PROFESSIONAL-OTHER	36	29	-7	27	9	25.0%	2
	PARAPROFESSIONAL	389	392	3	292	97	24.9%	100
	OFFICE/ADMINISTRATIVE SUPPORT	192	190	-2	160	32	16.7%	30
	CRAFTS/TRADES/SERVICES	339	344	5	295	44	13.0%	49
	ALL PERSONNEL	2472	2494	22	2086	386	15.6%	408
BOULDER VALLEY RE 2	ADMINISTRATOR	38	46	8	32	6	15.8%	14
	PRINCIPAL	93	88	-5	75	18	19.4%	13
	CLASSROOM INSTRUCTION	1860	1770	-90	1574	286	15.4%	196
	INSTRUCTIONAL SUPPORT	154	170	16	121	33	21.4%	49
	OTHER SUPPORT	115	117	2	99	16	13.9%	18




	PROFESSIONAL-OTHER	106	95	-11	77	29	27.4%	18
	PARAPROFESSIONAL	887	917	30	649	238	26.8%	268
	OFFICE/ADMINISTRATIVE SUPPORT	333	320	-13	271	62	18.6%	49
	CRAFTS/TRADES/SERVICES	576	558	-18	501	75	13.0%	57
	ALL PERSONNEL	4162	4081	-81	3399	763	18.3%	682
BUENA VISTA R-31	ADMINISTRATOR	2	3	1	2	0	0.0%	1
	PRINCIPAL	5	5	0	5	0	0.0%	0
	CLASSROOM INSTRUCTION	73	74	1	67	6	8.2%	7
	INSTRUCTIONAL SUPPORT	5	5	0	5	0	0.0%	0
	OTHER SUPPORT	0	0	0	0	0	0.0%	0
	PROFESSIONAL-OTHER	2	2	0	2	0	0.0%	0
	PARAPROFESSIONAL	21	21	0	17	4	19.0%	4
	OFFICE/ADMINISTRATIVE SUPPORT	10	10	0	10	0	0.0%	0
	CRAFTS/TRADES/SERVICES	28	28	0	23	5	17.9%	5
	ALL PERSONNEL	146	148	2	131	15	10.3%	17
SALIDA R-32	ADMINISTRATOR	4	5	1	2	2	50.0%	3
	PRINCIPAL	3	3	0	3	0	0.0%	0
	CLASSROOM INSTRUCTION	88	87	-1	81	7	8.0%	6
	INSTRUCTIONAL SUPPORT	7	7	0	6	1	14.3%	1
	OTHER SUPPORT	1	0	-1	0	1	100.0%	0
	PROFESSIONAL-OTHER	1	3	2	1	0	0.0%	2
	PARAPROFESSIONAL	24	26	2	20	4	16.7%	6
	OFFICE/ADMINISTRATIVE SUPPORT	12	10	-2	10	2	16.7%	0
	CRAFTS/TRADES/SERVICES	32	32	0	30	2	6.3%	2
	ALL PERSONNEL	172	173	1	153	19	11.0%	20
KIT CARSON R-1	ADMINISTRATOR	1	1	0	1	0	0.0%	0
	PRINCIPAL	1	1	0	1	0	0.0%	0
	CLASSROOM INSTRUCTION	17	18	1	15	2	11.8%	3
	INSTRUCTIONAL SUPPORT	1	1	0	1	0	0.0%	0
	OTHER SUPPORT	0	0	0	0	0	0.0%	0
	PROFESSIONAL-OTHER	0	0	0	0	0	0.0%	0
	PARAPROFESSIONAL	0	1	1	0	0	0.0%	1
	OFFICE/ADMINISTRATIVE SUPPORT	2	2	0	2	0	0.0%	0
	CRAFTS/TRADES/SERVICES	10	9	-1	8	2	20.0%	1
	ALL PERSONNEL	32	33	1	28	4	12.5%	5
CHEYENNE COUNTY RE-5	ADMINISTRATOR	1	1	0	0	1	100.0%	1
	PRINCIPAL	2	2	0	1	1	50.0%	1
	CLASSROOM INSTRUCTION	32	28	-4	23	9	28.1%	5
	INSTRUCTIONAL SUPPORT	1	1	0	1	0	0.0%	0
	OTHER SUPPORT	1	1	0	1	0	0.0%	0
	PROFESSIONAL-OTHER	1	1	0	0	1	100.0%	1
	PARAPROFESSIONAL	8	7	-1	5	3	37.5%	2
	OFFICE/ADMINISTRATIVE SUPPORT	3	3	0	3	0	0.0%	0
	CRAFTS/TRADES/SERVICES	16	15	-1	13	3	18.8%	2




	ALL PERSONNEL	65	59	-6	47	18	27.7%	12
CLEAR CREEK RE-1	ADMINISTRATOR	2	5	3	1	1	50.0%	4
	PRINCIPAL	5	6	1	4	1	20.0%	2
	CLASSROOM INSTRUCTION	85	79	-6	70	15	17.6%	9
	INSTRUCTIONAL SUPPORT	5	3	-2	3	2	40.0%	0
	OTHER SUPPORT	5	7	2	4	1	20.0%	3
	PROFESSIONAL-OTHER	7	7	0	7	0	0.0%	0
	PARAPROFESSIONAL	37	35	-2	30	7	18.9%	5
	OFFICE/ADMINISTRATIVE SUPPORT	15	16	1	13	2	13.3%	3
	CRAFTS/TRADES/SERVICES	44	42	-2	35	9	20.5%	7
ALL PERSONNEL	205	200	-5	167	38	18.5%	33	
NORTH CONEJOS RE-1J	ADMINISTRATOR	2	4	2	1	1	50.0%	3
	PRINCIPAL	5	5	0	4	1	20.0%	1
	CLASSROOM INSTRUCTION	78	78	0	73	5	6.4%	5
	INSTRUCTIONAL SUPPORT	6	6	0	5	1	16.7%	1
	OTHER SUPPORT	0	0	0	0	0	0.0%	0
	PROFESSIONAL-OTHER	1	3	2	0	1	100.0%	3
	PARAPROFESSIONAL	10	9	-1	8	2	20.0%	1
	OFFICE/ADMINISTRATIVE SUPPORT	8	8	0	8	0	0.0%	0
	CRAFTS/TRADES/SERVICES	28	26	-2	25	3	10.7%	1
ALL PERSONNEL	138	139	1	124	14	10.1%	15	
SANFORD 6J	ADMINISTRATOR	1	1	0	1	0	0.0%	0
	PRINCIPAL	2	2	0	2	0	0.0%	0
	CLASSROOM INSTRUCTION	25	26	1	22	3	12.0%	4
	INSTRUCTIONAL SUPPORT	1	1	0	1	0	0.0%	0
	OTHER SUPPORT	0	0	0	0	0	0.0%	0
	PROFESSIONAL-OTHER	0	0	0	0	0	0.0%	0
	PARAPROFESSIONAL	11	11	0	11	0	0.0%	0
	OFFICE/ADMINISTRATIVE SUPPORT	3	4	1	3	0	0.0%	1
	CRAFTS/TRADES/SERVICES	9	7	-2	7	2	22.2%	0
ALL PERSONNEL	52	52	0	47	5	9.6%	5	
SOUTH CONEJOS RE-10	ADMINISTRATOR	1	1	0	0	1	100.0%	1
	PRINCIPAL	2	2	0	1	1	50.0%	1
	CLASSROOM INSTRUCTION	33	32	-1	31	2	6.1%	1
	INSTRUCTIONAL SUPPORT	2	2	0	2	0	0.0%	0
	OTHER SUPPORT	1	1	0	1	0	0.0%	0
	PROFESSIONAL-OTHER	2	2	0	2	0	0.0%	0
	PARAPROFESSIONAL	5	5	0	5	0	0.0%	0
	OFFICE/ADMINISTRATIVE SUPPORT	5	5	0	5	0	0.0%	0
	CRAFTS/TRADES/SERVICES	14	13	-1	13	1	7.1%	0
ALL PERSONNEL	65	63	-2	60	5	7.7%	3	
CENTENNIAL R-1	ADMINISTRATOR	4	2	-2	0	4	100.0%	2
	PRINCIPAL	2	2	0	2	0	0.0%	0




	CLASSROOM INSTRUCTION	25	23	-2	16	9	36.0%	7
	INSTRUCTIONAL SUPPORT	1	2	1	1	0	0.0%	1
	OTHER SUPPORT	0	0	0	0	0	0.0%	0
	PROFESSIONAL-OTHER	3	4	1	3	0	0.0%	1
	PARAPROFESSIONAL	4	6	2	3	1	25.0%	3
	OFFICE/ADMINISTRATIVE SUPPORT	4	4	0	3	1	25.0%	1
	CRAFTS/TRADES/SERVICES	5	5	0	4	1	20.0%	1
	ALL PERSONNEL	48	48	0	32	16	33.3%	16
SIERRA GRANDE R-30	ADMINISTRATOR	3	3	0	3	0	0.0%	0
	PRINCIPAL	2	2	0	1	1	50.0%	1
	CLASSROOM INSTRUCTION	25	25	0	21	4	16.0%	4
	INSTRUCTIONAL SUPPORT	3	4	1	3	0	0.0%	1
	OTHER SUPPORT	0	0	0	0	0	0.0%	0
	PROFESSIONAL-OTHER	1	1	0	1	0	0.0%	0
	PARAPROFESSIONAL	2	2	0	2	0	0.0%	0
	OFFICE/ADMINISTRATIVE SUPPORT	3	3	0	3	0	0.0%	0
	CRAFTS/TRADES/SERVICES	10	10	0	10	0	0.0%	0
	ALL PERSONNEL	49	50	1	44	5	10.2%	6
CROWLEY COUNTY RE-1-J	ADMINISTRATOR	1	1	0	1	0	0.0%	0
	PRINCIPAL	3	3	0	3	0	0.0%	0
	CLASSROOM INSTRUCTION	43	42	-1	37	6	14.0%	5
	INSTRUCTIONAL SUPPORT	2	3	1	2	0	0.0%	1
	OTHER SUPPORT	1	1	0	1	0	0.0%	0
	PROFESSIONAL-OTHER	2	3	1	2	0	0.0%	1
	PARAPROFESSIONAL	19	20	1	12	7	36.8%	8
	OFFICE/ADMINISTRATIVE SUPPORT	5	5	0	5	0	0.0%	0
	CRAFTS/TRADES/SERVICES	19	21	2	16	3	15.8%	5
	ALL PERSONNEL	95	99	4	79	16	16.8%	20
CUSTER COUNTY SCHOOL DISTRICT	ADMINISTRATOR	1	3	2	0	1	100.0%	3
	PRINCIPAL	2	3	1	1	1	50.0%	2
	CLASSROOM INSTRUCTION	38	39	1	25	13	34.2%	14
	INSTRUCTIONAL SUPPORT	1	2	1	1	0	0.0%	1
	OTHER SUPPORT	1	0	-1	0	1	100.0%	0
	PROFESSIONAL-OTHER	0	2	2	0	0	0.0%	2
	PARAPROFESSIONAL	7	6	-1	5	2	28.6%	1
	OFFICE/ADMINISTRATIVE SUPPORT	5	4	-1	3	2	40.0%	1
	CRAFTS/TRADES/SERVICES	15	14	-1	13	2	13.3%	1
	ALL PERSONNEL	70	73	3	48	22	31.4%	25
DELTA COUNTY 50(J)	ADMINISTRATOR	9	10	1	8	1	11.1%	2
	PRINCIPAL	20	19	-1	17	3	15.0%	2
	CLASSROOM INSTRUCTION	284	283	-1	245	39	13.7%	38
	INSTRUCTIONAL SUPPORT	8	12	4	7	1	12.5%	5
	OTHER SUPPORT	8	13	5	8	0	0.0%	5
	PROFESSIONAL-OTHER	9	9	0	4	5	55.6%	5




	PARAPROFESSIONAL	117	118	1	96	21	17.9%	22
	OFFICE/ADMINISTRATIVE SUPPORT	38	46	8	33	5	13.2%	13
	CRAFTS/TRADES/SERVICES	151	144	-7	132	19	12.6%	12
	ALL PERSONNEL	644	654	10	550	94	14.6%	104
DENVER COUNTY 1	ADMINISTRATOR	97	110	13	77	20	20.6%	33
	PRINCIPAL	233	238	5	210	23	9.9%	28
	CLASSROOM INSTRUCTION	4544	4259	-285	3807	737	16.2%	452
	INSTRUCTIONAL SUPPORT	322	331	9	234	88	27.3%	97
	OTHER SUPPORT	328	327	-1	289	39	11.9%	38
	PROFESSIONAL-OTHER	543	515	-28	462	81	14.9%	53
	PARAPROFESSIONAL	2260	1823	-437	1435	825	36.5%	388
	OFFICE/ADMINISTRATIVE SUPPORT	582	558	-24	511	71	12.2%	47
	CRAFTS/TRADES/SERVICES	814	795	-19	743	71	8.7%	52
	ALL PERSONNEL	9723	8956	-767	7768	1955	20.1%	1188
DOLOROS COUNTY RE NO.2	ADMINISTRATOR	1	1	0	1	0	0.0%	0
	PRINCIPAL	2	2	0	1	1	50.0%	1
	CLASSROOM INSTRUCTION	27	27	0	24	3	11.1%	3
	INSTRUCTIONAL SUPPORT	2	2	0	2	0	0.0%	0
	OTHER SUPPORT	0	0	0	0	0	0.0%	0
	PROFESSIONAL-OTHER	0	0	0	0	0	0.0%	0
	PARAPROFESSIONAL	8	8	0	7	1	12.5%	1
	OFFICE/ADMINISTRATIVE SUPPORT	5	5	0	5	0	0.0%	0
	CRAFTS/TRADES/SERVICES	17	18	1	16	1	5.9%	2
	ALL PERSONNEL	62	63	1	56	6	9.7%	7
DOUGLAS COUNTY RE 1	ADMINISTRATOR	41	50	9	34	7	17.1%	16
	PRINCIPAL	130	130	0	121	9	6.9%	9
	CLASSROOM INSTRUCTION	2424	2459	35	2120	304	12.5%	339
	INSTRUCTIONAL SUPPORT	111	104	-7	86	25	22.5%	18
	OTHER SUPPORT	179	187	8	161	18	10.1%	26
	PROFESSIONAL-OTHER	72	74	2	68	4	5.6%	6
	PARAPROFESSIONAL	1044	1106	62	754	290	27.8%	352
	OFFICE/ADMINISTRATIVE SUPPORT	414	419	5	345	69	16.7%	74
	CRAFTS/TRADES/SERVICES	627	647	20	516	111	17.7%	131
	ALL PERSONNEL	5042	5176	134	4205	837	16.6%	971
EAGLE COUNTY RE 50	ADMINISTRATOR	8	9	1	6	2	25.0%	3
	PRINCIPAL	19	20	1	17	2	10.5%	3
	CLASSROOM INSTRUCTION	370	375	5	303	67	18.1%	72
	INSTRUCTIONAL SUPPORT	32	35	3	26	6	18.8%	9
	OTHER SUPPORT	10	10	0	8	2	20.0%	2
	PROFESSIONAL-OTHER	17	16	-1	14	3	17.6%	2
	PARAPROFESSIONAL	84	97	13	61	23	27.4%	36
	OFFICE/ADMINISTRATIVE SUPPORT	52	51	-1	41	11	21.2%	10
	CRAFTS/TRADES/SERVICES	111	112	1	93	18	16.2%	19
	ALL PERSONNEL	703	725	22	569	134	19.1%	156




ELIZABETH C-1	ADMINISTRATOR	11	10	-1	7	4	36.4%	3
	PRINCIPAL	10	8	-2	5	5	50.0%	3
	CLASSROOM INSTRUCTION	176	166	-10	130	46	26.1%	36
	INSTRUCTIONAL SUPPORT	8	9	1	8	0	0.0%	1
	OTHER SUPPORT	7	9	2	7	0	0.0%	2
	PROFESSIONAL-OTHER	8	6	-2	4	4	50.0%	2
	PARAPROFESSIONAL	70	65	-5	48	22	31.4%	17
	OFFICE/ADMINISTRATIVE SUPPORT	29	28	-1	25	4	13.8%	3
	CRAFTS/TRADES/SERVICES	77	71	-6	58	19	24.7%	13
	ALL PERSONNEL	396	372	-24	292	104	26.3%	80
KIOWA C-2	ADMINISTRATOR	1	1	0	0	1	100.0%	1
	PRINCIPAL	2	2	0	1	1	50.0%	1
	CLASSROOM INSTRUCTION	33	32	-1	25	8	24.2%	7
	INSTRUCTIONAL SUPPORT	4	3	-1	3	1	25.0%	0
	OTHER SUPPORT	0	0	0	0	0	0.0%	0
	PROFESSIONAL-OTHER	0	0	0	0	0	0.0%	0
	PARAPROFESSIONAL	10	9	-1	5	5	50.0%	4
	OFFICE/ADMINISTRATIVE SUPPORT	5	4	-1	3	2	40.0%	1
	CRAFTS/TRADES/SERVICES	11	5	-6	5	6	54.5%	0
	ALL PERSONNEL	66	56	-10	42	24	36.4%	14
BIG SANDY 100J	ADMINISTRATOR	2	1	-1	1	1	50.0%	0
	PRINCIPAL	2	2	0	2	0	0.0%	0
	CLASSROOM INSTRUCTION	32	32	0	22	10	31.3%	10
	INSTRUCTIONAL SUPPORT	3	3	0	2	1	33.3%	1
	OTHER SUPPORT	0	0	0	0	0	0.0%	0
	PROFESSIONAL-OTHER	0	0	0	0	0	0.0%	0
	PARAPROFESSIONAL	4	6	2	4	0	0.0%	2
	OFFICE/ADMINISTRATIVE SUPPORT	3	3	0	3	0	0.0%	0
	CRAFTS/TRADES/SERVICES	16	14	-2	13	3	18.8%	1
	ALL PERSONNEL	62	61	-1	47	15	24.2%	14
ELBERT 200	ADMINISTRATOR	1	1	0	0	1	100.0%	1
	PRINCIPAL	2	1	-1	1	1	50.0%	0
	CLASSROOM INSTRUCTION	23	22	-1	19	4	17.4%	3
	INSTRUCTIONAL SUPPORT	1	1	0	1	0	0.0%	0
	OTHER SUPPORT	0	0	0	0	0	0.0%	0
	PROFESSIONAL-OTHER	1	1	0	1	0	0.0%	0
	PARAPROFESSIONAL	9	9	0	8	1	11.1%	1
	OFFICE/ADMINISTRATIVE SUPPORT	5	5	0	5	0	0.0%	0
	CRAFTS/TRADES/SERVICES	11	11	0	10	1	9.1%	1
	ALL PERSONNEL	53	51	-2	45	8	15.1%	6
AGATE 300	ADMINISTRATOR	1	1	0	1	0	0.0%	0
	PRINCIPAL	1	1	0	1	0	0.0%	0
	CLASSROOM INSTRUCTION	17	18	1	12	5	29.4%	6




	INSTRUCTIONAL SUPPORT	2	1	-1	1	1	50.0%	0
	OTHER SUPPORT	0	0	0	0	0	0.0%	0
	PROFESSIONAL-OTHER	0	0	0	0	0	0.0%	0
	PARAPROFESSIONAL	2	1	-1	1	1	50.0%	0
	OFFICE/ADMINISTRATIVE SUPPORT	2	2	0	2	0	0.0%	0
	CRAFTS/TRADES/SERVICES	7	7	0	5	2	28.6%	2
	ALL PERSONNEL	32	31	-1	23	9	28.1%	8
CALHAN RJ-1	ADMINISTRATOR	1	1	0	1	0	0.0%	0
	PRINCIPAL	4	4	0	3	1	25.0%	1
	CLASSROOM INSTRUCTION	45	44	-1	35	10	22.2%	9
	INSTRUCTIONAL SUPPORT	2	2	0	2	0	0.0%	0
	OTHER SUPPORT	0	0	0	0	0	0.0%	0
	PROFESSIONAL-OTHER	0	1	1	0	0	0.0%	1
	PARAPROFESSIONAL	13	13	0	10	3	23.1%	3
	OFFICE/ADMINISTRATIVE SUPPORT	7	6	-1	5	2	28.6%	1
	CRAFTS/TRADES/SERVICES	21	22	1	19	2	9.5%	3
	ALL PERSONNEL	93	93	0	75	18	19.4%	18
HARRISON 2	ADMINISTRATOR	28	30	2	25	3	10.7%	5
	PRINCIPAL	31	35	4	24	7	22.6%	11
	CLASSROOM INSTRUCTION	752	766	14	611	141	18.8%	155
	INSTRUCTIONAL SUPPORT	68	87	19	60	8	11.8%	27
	OTHER SUPPORT	42	49	7	35	7	16.7%	14
	PROFESSIONAL-OTHER	11	15	4	10	1	9.1%	5
	PARAPROFESSIONAL	282	290	8	224	58	20.6%	66
	OFFICE/ADMINISTRATIVE SUPPORT	128	121	-7	95	33	25.8%	26
	CRAFTS/TRADES/SERVICES	237	240	3	198	39	16.5%	42
	ALL PERSONNEL	1579	1633	54	1282	297	18.8%	351
WIDEFIELD 3	ADMINISTRATOR	16	16	0	15	1	6.3%	1
	PRINCIPAL	28	29	1	25	3	10.7%	4
	CLASSROOM INSTRUCTION	500	492	-8	432	68	13.6%	60
	INSTRUCTIONAL SUPPORT	37	48	11	31	6	16.2%	17
	OTHER SUPPORT	28	31	3	25	3	10.7%	6
	PROFESSIONAL-OTHER	18	21	3	17	1	5.6%	4
	PARAPROFESSIONAL	153	146	-7	121	32	20.9%	25
	OFFICE/ADMINISTRATIVE SUPPORT	89	85	-4	80	9	10.1%	5
	CRAFTS/TRADES/SERVICES	163	165	2	151	12	7.4%	14
	ALL PERSONNEL	1032	1033	1	897	135	13.1%	136
FOUNTAIN 8	ADMINISTRATOR	7	9	2	5	2	28.6%	4
	PRINCIPAL	21	17	-4	12	9	42.9%	5
	CLASSROOM INSTRUCTION	325	252	-73	187	138	42.5%	65
	INSTRUCTIONAL SUPPORT	19	16	-3	10	9	47.4%	6
	OTHER SUPPORT	24	17	-7	10	14	58.3%	7
	PROFESSIONAL-OTHER	10	7	-3	6	4	40.0%	1
	PARAPROFESSIONAL	93	58	-35	39	54	58.1%	19




	OFFICE/ADMINISTRATIVE SUPPORT	40	35	-5	26	14	35.0%	9
	CRAFTS/TRADES/SERVICES	114	95	-19	78	36	31.6%	17
	ALL PERSONNEL	653	506	-147	373	280	42.9%	133
COLORADO SPRINGS 11	ADMINISTRATOR	49	47	-2	42	7	14.3%	5
	PRINCIPAL	111	112	1	95	16	14.4%	17
	CLASSROOM INSTRUCTION	1932	1937	5	1657	275	14.2%	280
	INSTRUCTIONAL SUPPORT	141	135	-6	115	26	18.4%	20
	OTHER SUPPORT	113	121	8	97	16	14.2%	24
	PROFESSIONAL-OTHER	133	135	2	115	18	13.5%	20
	PARAPROFESSIONAL	525	579	54	427	98	18.7%	152
	OFFICE/ADMINISTRATIVE SUPPORT	299	297	-2	263	36	12.0%	34
	CRAFTS/TRADES/SERVICES	644	651	7	549	95	14.8%	102
	ALL PERSONNEL	3947	4014	67	3360	587	14.9%	654
CHEYENNE MOUNTAIN 12	ADMINISTRATOR	9	7	-2	6	3	33.3%	1
	PRINCIPAL	12	11	-1	10	2	16.7%	1
	CLASSROOM INSTRUCTION	283	267	-16	228	55	19.4%	39
	INSTRUCTIONAL SUPPORT	23	24	1	19	4	17.4%	5
	OTHER SUPPORT	14	12	-2	9	5	35.7%	3
	PROFESSIONAL-OTHER	3	3	0	3	0	0.0%	0
	PARAPROFESSIONAL	51	39	-12	25	26	51.0%	14
	OFFICE/ADMINISTRATIVE SUPPORT	33	36	3	27	6	18.2%	9
	CRAFTS/TRADES/SERVICES	67	44	-23	35	32	47.8%	9
	ALL PERSONNEL	495	443	-52	362	133	26.9%	81
MANITOU SPRINGS 14	ADMINISTRATOR	5	5	0	4	1	20.0%	1
	PRINCIPAL	5	5	0	5	0	0.0%	0
	CLASSROOM INSTRUCTION	95	92	-3	80	15	15.8%	12
	INSTRUCTIONAL SUPPORT	7	7	0	6	1	14.3%	1
	OTHER SUPPORT	0	0	0	0	0	0.0%	0
	PROFESSIONAL-OTHER	9	8	-1	5	4	44.4%	3
	PARAPROFESSIONAL	27	27	0	20	7	25.9%	7
	OFFICE/ADMINISTRATIVE SUPPORT	14	14	0	13	1	7.1%	1
	CRAFTS/TRADES/SERVICES	32	32	0	27	5	15.6%	5
	ALL PERSONNEL	194	190	-4	160	34	17.5%	30
ACADEMY 20	ADMINISTRATOR	30	30	0	26	4	13.3%	4
	PRINCIPAL	62	66	4	53	9	14.5%	13
	CLASSROOM INSTRUCTION	1209	1209	0	1041	168	13.9%	168
	INSTRUCTIONAL SUPPORT	95	97	2	78	17	17.9%	19
	OTHER SUPPORT	60	61	1	53	7	11.7%	8
	PROFESSIONAL-OTHER	57	70	13	46	11	19.3%	24
	PARAPROFESSIONAL	395	422	27	308	87	22.0%	114
	OFFICE/ADMINISTRATIVE SUPPORT	227	224	-3	185	42	18.5%	39
	CRAFTS/TRADES/SERVICES	292	297	5	240	52	17.8%	57
	ALL PERSONNEL	2427	2476	49	2030	397	16.4%	446




ELLCOTT 22	ADMINISTRATOR	2	4	2	2	0	0.0%	2
	PRINCIPAL	4	5	1	3	1	25.0%	2
	CLASSROOM INSTRUCTION	66	64	-2	52	14	21.2%	12
	INSTRUCTIONAL SUPPORT	6	4	-2	4	2	33.3%	0
	OTHER SUPPORT	0	0	0	0	0	0.0%	0
	PROFESSIONAL-OTHER	2	2	0	1	1	50.0%	1
	PARAPROFESSIONAL	13	12	-1	10	3	23.1%	2
	OFFICE/ADMINISTRATIVE SUPPORT	8	9	1	8	0	0.0%	1
	CRAFTS/TRADES/SERVICES	32	36	4	27	5	15.6%	9
	ALL PERSONNEL	133	136	3	107	26	19.5%	29
PEYTON 23 JT	ADMINISTRATOR	1	1	0	1	0	0.0%	0
	PRINCIPAL	3	3	0	2	1	33.3%	1
	CLASSROOM INSTRUCTION	53	45	-8	34	19	35.8%	11
	INSTRUCTIONAL SUPPORT	4	3	-1	3	1	25.0%	0
	OTHER SUPPORT	1	1	0	1	0	0.0%	0
	PROFESSIONAL-OTHER	1	1	0	0	1	100.0%	1
	PARAPROFESSIONAL	8	7	-1	6	2	25.0%	1
	OFFICE/ADMINISTRATIVE SUPPORT	4	2	-2	1	3	75.0%	1
	CRAFTS/TRADES/SERVICES	20	23	3	11	9	45.0%	12
	ALL PERSONNEL	95	86	-9	59	36	37.9%	27
HANOVER 28	ADMINISTRATOR	1	1	0	1	0	0.0%	0
	PRINCIPAL	1	2	1	1	0	0.0%	1
	CLASSROOM INSTRUCTION	32	31	-1	28	4	12.5%	3
	INSTRUCTIONAL SUPPORT	2	1	-1	1	1	50.0%	0
	OTHER SUPPORT	0	0	0	0	0	0.0%	0
	PROFESSIONAL-OTHER	0	2	2	0	0	0.0%	2
	PARAPROFESSIONAL	5	4	-1	2	3	60.0%	2
	OFFICE/ADMINISTRATIVE SUPPORT	5	4	-1	4	1	20.0%	0
	CRAFTS/TRADES/SERVICES	19	17	-2	14	5	26.3%	3
	ALL PERSONNEL	65	62	-3	51	14	21.5%	11
LEWIS-PALMER 38	ADMINISTRATOR	7	9	2	5	2	28.6%	4
	PRINCIPAL	14	15	1	9	5	35.7%	6
	CLASSROOM INSTRUCTION	285	335	50	247	38	13.3%	88
	INSTRUCTIONAL SUPPORT	34	27	-7	20	14	41.2%	7
	OTHER SUPPORT	0	15	15	0	0	0.0%	15
	PROFESSIONAL-OTHER	6	9	3	4	2	33.3%	5
	PARAPROFESSIONAL	43	44	1	30	13	30.2%	14
	OFFICE/ADMINISTRATIVE SUPPORT	51	53	2	44	7	13.7%	9
	CRAFTS/TRADES/SERVICES	104	103	-1	83	21	20.2%	20
	ALL PERSONNEL	544	610	66	442	102	18.8%	168
FALCON 49	ADMINISTRATOR	14	18	4	13	1	7.1%	5
	PRINCIPAL	27	28	1	21	6	22.2%	7
	CLASSROOM INSTRUCTION	477	512	35	403	74	15.5%	109
	INSTRUCTIONAL SUPPORT	34	34	0	27	7	20.6%	7




	OTHER SUPPORT	25	31	6	22	3	12.0%	9
	PROFESSIONAL-OTHER	16	16	0	12	4	25.0%	4
	PARAPROFESSIONAL	134	138	4	91	43	32.1%	47
	OFFICE/ADMINISTRATIVE SUPPORT	56	62	6	47	9	16.1%	15
	CRAFTS/TRADES/SERVICES	178	190	12	143	35	19.7%	47
	ALL PERSONNEL	961	1029	68	779	182	18.9%	250
EDISON 54 JT	ADMINISTRATOR	1	1	0	1	0	0.0%	0
	PRINCIPAL	1	1	0	1	0	0.0%	0
	CLASSROOM INSTRUCTION	12	11	-1	10	2	16.7%	1
	INSTRUCTIONAL SUPPORT	1	1	0	1	0	0.0%	0
	OTHER SUPPORT	0	0	0	0	0	0.0%	0
	PROFESSIONAL-OTHER	2	1	-1	0	2	100.0%	1
	PARAPROFESSIONAL	3	6	3	3	0	0.0%	3
	OFFICE/ADMINISTRATIVE SUPPORT	3	4	1	3	0	0.0%	1
	CRAFTS/TRADES/SERVICES	6	9	3	5	1	16.7%	4
	ALL PERSONNEL	29	34	5	24	5	17.2%	10
MIAMI/YODER 60 JT	ADMINISTRATOR	1	1	0	1	0	0.0%	0
	PRINCIPAL	2	2	0	2	0	0.0%	0
	CLASSROOM INSTRUCTION	28	28	0	22	6	21.4%	6
	INSTRUCTIONAL SUPPORT	4	4	0	4	0	0.0%	0
	OTHER SUPPORT	0	0	0	0	0	0.0%	0
	PROFESSIONAL-OTHER	1	1	0	0	1	100.0%	1
	PARAPROFESSIONAL	4	8	4	2	2	50.0%	6
	OFFICE/ADMINISTRATIVE SUPPORT	5	5	0	4	1	20.0%	1
	CRAFTS/TRADES/SERVICES	16	17	1	12	4	25.0%	5
	ALL PERSONNEL	61	66	5	47	14	23.0%	19
CANON CITY RE-1	ADMINISTRATOR	10	9	-1	8	2	20.0%	1
	PRINCIPAL	13	13	0	11	2	15.4%	2
	CLASSROOM INSTRUCTION	264	266	2	234	30	11.4%	32
	INSTRUCTIONAL SUPPORT	15	13	-2	11	4	26.7%	2
	OTHER SUPPORT	13	19	6	12	1	7.7%	7
	PROFESSIONAL-OTHER	5	5	0	4	1	20.0%	1
	PARAPROFESSIONAL	95	91	-4	74	21	22.1%	17
	OFFICE/ADMINISTRATIVE SUPPORT	38	39	1	34	4	10.5%	5
	CRAFTS/TRADES/SERVICES	82	82	0	71	11	13.4%	11
	ALL PERSONNEL	535	537	2	459	76	14.2%	78
FLORENCE RE-2	ADMINISTRATOR	5	4	-1	3	2	40.0%	1
	PRINCIPAL	6	6	0	6	0	0.0%	0
	CLASSROOM INSTRUCTION	119	115	-4	109	10	8.4%	6
	INSTRUCTIONAL SUPPORT	7	7	0	7	0	0.0%	0
	OTHER SUPPORT	0	0	0	0	0	0.0%	0
	PROFESSIONAL-OTHER	3	5	2	3	0	0.0%	2
	PARAPROFESSIONAL	63	52	-11	40	23	36.5%	12
	OFFICE/ADMINISTRATIVE SUPPORT	12	15	3	10	2	16.7%	5




	CRAFTS/TRADES/SERVICES	52	54	2	43	9	17.3%	11
	ALL PERSONNEL	267	258	-9	221	46	17.2%	37
COTOPAXI RE-3	ADMINISTRATOR	1	1	0	0	1	100.0%	1
	PRINCIPAL	2	2	0	1	1	50.0%	1
	CLASSROOM INSTRUCTION	30	28	-2	26	4	13.3%	2
	INSTRUCTIONAL SUPPORT	1	1	0	1	0	0.0%	0
	OTHER SUPPORT	0	0	0	0	0	0.0%	0
	PROFESSIONAL-OTHER	0	0	0	0	0	0.0%	0
	PARAPROFESSIONAL	9	9	0	9	0	0.0%	0
	OFFICE/ADMINISTRATIVE SUPPORT	2	3	1	2	0	0.0%	1
	CRAFTS/TRADES/SERVICES	16	17	1	13	3	18.8%	4
	ALL PERSONNEL	61	61	0	52	9	14.8%	9
ROARING FORK RE-1	ADMINISTRATOR	21	25	4	14	7	33.3%	11
	PRINCIPAL	20	21	1	18	2	10.0%	3
	CLASSROOM INSTRUCTION	359	351	-8	301	58	16.2%	50
	INSTRUCTIONAL SUPPORT	25	23	-2	19	6	24.0%	4
	OTHER SUPPORT	9	4	-5	3	6	66.7%	1
	PROFESSIONAL-OTHER	9	13	4	5	4	44.4%	8
	PARAPROFESSIONAL	55	61	6	38	17	30.9%	23
	OFFICE/ADMINISTRATIVE SUPPORT	39	41	2	32	7	17.9%	9
	CRAFTS/TRADES/SERVICES	104	100	-4	76	28	26.9%	24
	ALL PERSONNEL	641	639	-2	506	135	21.1%	133
GARFIELD RE-2	ADMINISTRATOR	9	9	0	8	1	11.1%	1
	PRINCIPAL	9	10	1	8	1	11.1%	2
	CLASSROOM INSTRUCTION	219	217	-2	187	32	14.6%	30
	INSTRUCTIONAL SUPPORT	13	20	7	11	2	15.4%	9
	OTHER SUPPORT	1	1	0	1	0	0.0%	0
	PROFESSIONAL-OTHER	7	7	0	7	0	0.0%	0
	PARAPROFESSIONAL	90	78	-12	63	27	30.0%	15
	OFFICE/ADMINISTRATIVE SUPPORT	24	26	2	22	2	8.3%	4
	CRAFTS/TRADES/SERVICES	94	99	5	73	21	22.3%	26
	ALL PERSONNEL	466	467	1	380	86	18.5%	87
GARFIELD 16	ADMINISTRATOR	1	1	0	1	0	0.0%	0
	PRINCIPAL	4	4	0	3	1	25.0%	1
	CLASSROOM INSTRUCTION	61	60	-1	50	11	18.0%	10
	INSTRUCTIONAL SUPPORT	6	5	-1	5	1	16.7%	0
	OTHER SUPPORT	0	1	1	0	0	0.0%	1
	PROFESSIONAL-OTHER	5	5	0	5	0	0.0%	0
	PARAPROFESSIONAL	29	26	-3	17	12	41.4%	9
	OFFICE/ADMINISTRATIVE SUPPORT	12	11	-1	11	1	8.3%	0
	CRAFTS/TRADES/SERVICES	29	29	0	24	5	17.2%	5
	ALL PERSONNEL	147	142	-5	116	31	21.1%	26
GILPIN COUNTY RE-1	ADMINISTRATOR	1	1	0	1	0	0.0%	0




	PRINCIPAL	2	2	0	2	0	0.0%	0
	CLASSROOM INSTRUCTION	34	31	-3	24	10	29.4%	7
	INSTRUCTIONAL SUPPORT	3	4	1	2	1	33.3%	2
	OTHER SUPPORT	3	5	2	2	1	33.3%	3
	PROFESSIONAL-OTHER	4	4	0	4	0	0.0%	0
	PARAPROFESSIONAL	8	7	-1	5	3	37.5%	2
	OFFICE/ADMINISTRATIVE SUPPORT	5	4	-1	4	1	20.0%	0
	CRAFTS/TRADES/SERVICES	15	13	-2	12	3	20.0%	1
	ALL PERSONNEL	75	71	-4	56	19	25.3%	15
WEST GRAND 1-JT.	ADMINISTRATOR	1	1	0	1	0	0.0%	0
	PRINCIPAL	3	3	0	2	1	33.3%	1
	CLASSROOM INSTRUCTION	44	44	0	37	7	15.9%	7
	INSTRUCTIONAL SUPPORT	3	3	0	2	1	33.3%	1
	OTHER SUPPORT	1	1	0	1	0	0.0%	0
	PROFESSIONAL-OTHER	2	2	0	1	1	50.0%	1
	PARAPROFESSIONAL	10	11	1	8	2	20.0%	3
	OFFICE/ADMINISTRATIVE SUPPORT	6	6	0	5	1	16.7%	1
	CRAFTS/TRADES/SERVICES	17	17	0	11	6	35.3%	6
	ALL PERSONNEL	87	88	1	68	19	21.8%	20
EAST GRAND 2	ADMINISTRATOR	4	2	-2	2	2	50.0%	0
	PRINCIPAL	6	6	0	5	1	16.7%	1
	CLASSROOM INSTRUCTION	107	102	-5	91	16	15.0%	11
	INSTRUCTIONAL SUPPORT	5	5	0	4	1	20.0%	1
	OTHER SUPPORT	1	1	0	1	0	0.0%	0
	PROFESSIONAL-OTHER	10	12	2	9	1	10.0%	3
	PARAPROFESSIONAL	18	19	1	12	6	33.3%	7
	OFFICE/ADMINISTRATIVE SUPPORT	13	13	0	10	3	23.1%	3
	CRAFTS/TRADES/SERVICES	35	34	-1	27	8	22.9%	7
	ALL PERSONNEL	199	194	-5	161	38	19.1%	33
GUNNISON WATERSHED RE1J	ADMINISTRATOR	4	6	2	3	1	25.0%	3
	PRINCIPAL	7	4	-3	4	3	42.9%	0
	CLASSROOM INSTRUCTION	131	125	-6	119	12	9.2%	6
	INSTRUCTIONAL SUPPORT	49	37	-12	28	21	42.9%	9
	OTHER SUPPORT	2	3	1	2	0	0.0%	1
	PROFESSIONAL-OTHER	3	3	0	0	3	100.0%	3
	PARAPROFESSIONAL	31	30	-1	16	15	48.4%	14
	OFFICE/ADMINISTRATIVE SUPPORT	11	17	6	11	0	0.0%	6
	CRAFTS/TRADES/SERVICES	40	40	0	26	14	35.0%	14
	ALL PERSONNEL	278	265	-13	209	69	24.8%	56
HINSDALE COUNTY RE 1	ADMINISTRATOR	2	2	0	2	0	0.0%	0
	PRINCIPAL	0	0	0	0	0	0.0%	0
	CLASSROOM INSTRUCTION	12	13	1	11	1	8.3%	2
	INSTRUCTIONAL SUPPORT	1	1	0	1	0	0.0%	0
	OTHER SUPPORT	0	0	0	0	0	0.0%	0




	PROFESSIONAL-OTHER	2	2	0	2	0	0.0%	0
	PARAPROFESSIONAL	2	2	0	1	1	50.0%	1
	OFFICE/ADMINISTRATIVE SUPPORT	1	1	0	1	0	0.0%	0
	CRAFTS/TRADES/SERVICES	6	4	-2	2	4	66.7%	2
	ALL PERSONNEL	26	25	-1	20	6	23.1%	5
HUERFANO RE-1	ADMINISTRATOR	1	1	0	1	0	0.0%	0
	PRINCIPAL	5	5	0	5	0	0.0%	0
	CLASSROOM INSTRUCTION	55	54	-1	42	13	23.6%	12
	INSTRUCTIONAL SUPPORT	5	4	-1	4	1	20.0%	0
	OTHER SUPPORT	0	0	0	0	0	0.0%	0
	PROFESSIONAL-OTHER	5	4	-1	4	1	20.0%	0
	PARAPROFESSIONAL	18	15	-3	14	4	22.2%	1
	OFFICE/ADMINISTRATIVE SUPPORT	12	12	0	12	0	0.0%	0
	CRAFTS/TRADES/SERVICES	28	24	-4	22	6	21.4%	2
	ALL PERSONNEL	129	119	-10	104	25	19.4%	15
LA VETA RE-2	ADMINISTRATOR	1	1	0	1	0	0.0%	0
	PRINCIPAL	1	1	0	1	0	0.0%	0
	CLASSROOM INSTRUCTION	25	21	-4	20	5	20.0%	1
	INSTRUCTIONAL SUPPORT	2	2	0	2	0	0.0%	0
	OTHER SUPPORT	0	0	0	0	0	0.0%	0
	PROFESSIONAL-OTHER	0	0	0	0	0	0.0%	0
	PARAPROFESSIONAL	5	5	0	5	0	0.0%	0
	OFFICE/ADMINISTRATIVE SUPPORT	3	3	0	3	0	0.0%	0
	CRAFTS/TRADES/SERVICES	15	12	-3	11	4	26.7%	1
	ALL PERSONNEL	52	45	-7	43	9	17.3%	2
NORTH PARK R-1	ADMINISTRATOR	2	1	-1	0	2	100.0%	1
	PRINCIPAL	2	2	0	1	1	50.0%	1
	CLASSROOM INSTRUCTION	26	24	-2	22	4	15.4%	2
	INSTRUCTIONAL SUPPORT	4	3	-1	1	3	75.0%	2
	OTHER SUPPORT	0	0	0	0	0	0.0%	0
	PROFESSIONAL-OTHER	1	2	1	1	0	0.0%	1
	PARAPROFESSIONAL	5	4	-1	2	3	60.0%	2
	OFFICE/ADMINISTRATIVE SUPPORT	3	3	0	2	1	33.3%	1
	CRAFTS/TRADES/SERVICES	11	10	-1	10	1	9.1%	0
	ALL PERSONNEL	54	49	-5	39	15	27.8%	10
JEFFERSON COUNTY R-1	ADMINISTRATOR	92	94	2	79	13	14.1%	15
	PRINCIPAL	288	272	-16	244	44	15.3%	28
	CLASSROOM INSTRUCTION	4978	4931	-47	4363	615	12.4%	568
	INSTRUCTIONAL SUPPORT	349	339	-10	286	63	18.1%	53
	OTHER SUPPORT	360	362	2	305	55	15.3%	57
	PROFESSIONAL-OTHER	166	155	-11	141	25	15.1%	14
	PARAPROFESSIONAL	2582	2504	-78	2015	567	22.0%	489
	OFFICE/ADMINISTRATIVE SUPPORT	609	611	2	545	64	10.5%	66
	CRAFTS/TRADES/SERVICES	1659	1630	-29	1439	220	13.3%	191




	ALL PERSONNEL	11083	10898	-185	9417	1666	15.0%	1481
EADS RE-1	ADMINISTRATOR	1	1	0	1	0	0.0%	0
	PRINCIPAL	1	1	0	1	0	0.0%	0
	CLASSROOM INSTRUCTION	21	21	0	16	5	23.8%	5
	INSTRUCTIONAL SUPPORT	1	1	0	1	0	0.0%	0
	OTHER SUPPORT	0	0	0	0	0	0.0%	0
	PROFESSIONAL-OTHER	0	0	0	0	0	0.0%	0
	PARAPROFESSIONAL	3	3	0	2	1	33.3%	1
	OFFICE/ADMINISTRATIVE SUPPORT	3	3	0	3	0	0.0%	0
	CRAFTS/TRADES/SERVICES	11	11	0	10	1	9.1%	1
	ALL PERSONNEL	41	41	0	34	7	17.1%	7
PLAINVIEW RE-2	ADMINISTRATOR	1	1	0	0	1	100.0%	1
	PRINCIPAL	0	0	0	0	0	0.0%	0
	CLASSROOM INSTRUCTION	12	10	-2	10	2	16.7%	0
	INSTRUCTIONAL SUPPORT	3	3	0	3	0	0.0%	0
	OTHER SUPPORT	0	0	0	0	0	0.0%	0
	PROFESSIONAL-OTHER	0	0	0	0	0	0.0%	0
	PARAPROFESSIONAL	1	1	0	1	0	0.0%	0
	OFFICE/ADMINISTRATIVE SUPPORT	2	2	0	2	0	0.0%	0
	CRAFTS/TRADES/SERVICES	7	7	0	6	1	14.3%	1
	ALL PERSONNEL	26	24	-2	22	4	15.4%	2
ARRIBA-FLAGLER C-20	ADMINISTRATOR	1	1	0	1	0	0.0%	0
	PRINCIPAL	1	1	0	1	0	0.0%	0
	CLASSROOM INSTRUCTION	21	21	0	20	1	4.8%	1
	INSTRUCTIONAL SUPPORT	1	1	0	1	0	0.0%	0
	OTHER SUPPORT	0	1	1	0	0	0.0%	1
	PROFESSIONAL-OTHER	0	0	0	0	0	0.0%	0
	PARAPROFESSIONAL	8	8	0	7	1	12.5%	1
	OFFICE/ADMINISTRATIVE SUPPORT	2	3	1	2	0	0.0%	1
	CRAFTS/TRADES/SERVICES	10	10	0	9	1	10.0%	1
	ALL PERSONNEL	44	46	2	41	3	6.8%	5
HI-PLAINS R-23	ADMINISTRATOR	1	2	1	1	0	0.0%	1
	PRINCIPAL	1	1	0	1	0	0.0%	0
	CLASSROOM INSTRUCTION	17	18	1	14	3	17.6%	4
	INSTRUCTIONAL SUPPORT	0	1	1	0	0	0.0%	1
	OTHER SUPPORT	0	0	0	0	0	0.0%	0
	PROFESSIONAL-OTHER	0	0	0	0	0	0.0%	0
	PARAPROFESSIONAL	1	1	0	1	0	0.0%	0
	OFFICE/ADMINISTRATIVE SUPPORT	3	3	0	2	1	33.3%	1
	CRAFTS/TRADES/SERVICES	6	7	1	5	1	16.7%	2
	ALL PERSONNEL	29	33	4	24	5	17.2%	9
STRATTON R-4	ADMINISTRATOR	1	1	0	1	0	0.0%	0
	PRINCIPAL	2	2	0	2	0	0.0%	0




	CLASSROOM INSTRUCTION	22	23	1	16	6	27.3%	7
	INSTRUCTIONAL SUPPORT	2	2	0	2	0	0.0%	0
	OTHER SUPPORT	0	0	0	0	0	0.0%	0
	PROFESSIONAL-OTHER	0	0	0	0	0	0.0%	0
	PARAPROFESSIONAL	12	7	-5	7	5	41.7%	0
	OFFICE/ADMINISTRATIVE SUPPORT	3	4	1	3	0	0.0%	1
	CRAFTS/TRADES/SERVICES	12	12	0	9	3	25.0%	3
	ALL PERSONNEL	54	51	-3	40	14	25.9%	11
BETHUNE R-5	ADMINISTRATOR	1	1	0	0	1	100.0%	1
	PRINCIPAL	1	1	0	1	0	0.0%	0
	CLASSROOM INSTRUCTION	20	19	-1	18	2	10.0%	1
	INSTRUCTIONAL SUPPORT	1	3	2	1	0	0.0%	2
	OTHER SUPPORT	0	0	0	0	0	0.0%	0
	PROFESSIONAL-OTHER	0	1	1	0	0	0.0%	1
	PARAPROFESSIONAL	0	0	0	0	0	0.0%	0
	OFFICE/ADMINISTRATIVE SUPPORT	2	2	0	2	0	0.0%	0
	CRAFTS/TRADES/SERVICES	6	6	0	6	0	0.0%	0
	ALL PERSONNEL	31	33	2	28	3	9.7%	5
BURLINGTON RE-6J	ADMINISTRATOR	1	1	0	1	0	0.0%	0
	PRINCIPAL	4	4	0	3	1	25.0%	1
	CLASSROOM INSTRUCTION	58	56	-2	52	6	10.3%	4
	INSTRUCTIONAL SUPPORT	4	4	0	3	1	25.0%	1
	OTHER SUPPORT	0	0	0	0	0	0.0%	0
	PROFESSIONAL-OTHER	3	1	-2	1	2	66.7%	0
	PARAPROFESSIONAL	17	13	-4	11	6	35.3%	2
	OFFICE/ADMINISTRATIVE SUPPORT	7	9	2	6	1	14.3%	3
	CRAFTS/TRADES/SERVICES	23	23	0	18	5	21.7%	5
	ALL PERSONNEL	117	111	-6	95	22	18.8%	16
LAKE COUNTY R-1	ADMINISTRATOR	1	1	0	1	0	0.0%	0
	PRINCIPAL	3	3	0	2	1	33.3%	1
	CLASSROOM INSTRUCTION	83	85	2	66	17	20.5%	19
	INSTRUCTIONAL SUPPORT	7	9	2	5	2	28.6%	4
	OTHER SUPPORT	4	1	-3	1	3	75.0%	0
	PROFESSIONAL-OTHER	6	10	4	3	3	50.0%	7
	PARAPROFESSIONAL	40	48	8	28	12	30.0%	20
	OFFICE/ADMINISTRATIVE SUPPORT	17	15	-2	10	7	41.2%	5
	CRAFTS/TRADES/SERVICES	44	41	-3	30	14	31.8%	11
	ALL PERSONNEL	205	213	8	146	59	28.8%	67
DURANGO 9-R	ADMINISTRATOR	13	15	2	13	0	0.0%	2
	PRINCIPAL	16	18	2	13	3	18.8%	5
	CLASSROOM INSTRUCTION	330	339	9	284	46	13.9%	55
	INSTRUCTIONAL SUPPORT	31	29	-2	24	7	22.6%	5
	OTHER SUPPORT	3	3	0	2	1	33.3%	1
	PROFESSIONAL-OTHER	14	16	2	7	7	50.0%	9




	PARAPROFESSIONAL	112	100	-12	69	43	38.4%	31
	OFFICE/ADMINISTRATIVE SUPPORT	35	39	4	31	4	11.4%	8
	CRAFTS/TRADES/SERVICES	98	103	5	81	17	17.3%	22
	ALL PERSONNEL	652	662	10	524	128	19.6%	138
BAYFIELD 10 JT-R	ADMINISTRATOR	6	6	0	5	1	16.7%	1
	PRINCIPAL	3	3	0	2	1	33.3%	1
	CLASSROOM INSTRUCTION	69	74	5	63	6	8.7%	11
	INSTRUCTIONAL SUPPORT	5	5	0	5	0	0.0%	0
	OTHER SUPPORT	1	1	0	1	0	0.0%	0
	PROFESSIONAL-OTHER	3	4	1	3	0	0.0%	1
	PARAPROFESSIONAL	14	15	1	10	4	28.6%	5
	OFFICE/ADMINISTRATIVE SUPPORT	9	10	1	9	0	0.0%	1
	CRAFTS/TRADES/SERVICES	31	29	-2	23	8	25.8%	6
	ALL PERSONNEL	141	147	6	121	20	14.2%	26
IGNACIO 11 JT	ADMINISTRATOR	8	8	0	7	1	12.5%	1
	PRINCIPAL	5	4	-1	4	1	20.0%	0
	CLASSROOM INSTRUCTION	70	64	-6	58	12	17.1%	6
	INSTRUCTIONAL SUPPORT	8	9	1	6	2	25.0%	3
	OTHER SUPPORT	2	2	0	2	0	0.0%	0
	PROFESSIONAL-OTHER	6	6	0	6	0	0.0%	0
	PARAPROFESSIONAL	18	17	-1	15	3	16.7%	2
	OFFICE/ADMINISTRATIVE SUPPORT	9	9	0	8	1	11.1%	1
	CRAFTS/TRADES/SERVICES	26	26	0	22	4	15.4%	4
	ALL PERSONNEL	152	145	-7	128	24	15.8%	17
POUDRE R-1	ADMINISTRATOR	22	25	3	15	7	31.8%	10
	PRINCIPAL	61	66	5	55	6	9.8%	11
	CLASSROOM INSTRUCTION	1541	1517	-24	1317	224	14.5%	200
	INSTRUCTIONAL SUPPORT	153	147	-6	119	34	22.2%	28
	OTHER SUPPORT	85	80	-5	72	13	15.3%	8
	PROFESSIONAL-OTHER	109	93	-16	81	28	25.7%	12
	PARAPROFESSIONAL	670	660	-10	488	182	27.2%	172
	OFFICE/ADMINISTRATIVE SUPPORT	274	267	-7	243	31	11.3%	24
	CRAFTS/TRADES/SERVICES	549	523	-26	441	108	19.7%	82
	ALL PERSONNEL	3464	3378	-86	2831	633	18.3%	547
THOMPSON R-2J	ADMINISTRATOR	29	29	0	21	8	27.6%	8
	PRINCIPAL	40	42	2	33	7	17.5%	9
	CLASSROOM INSTRUCTION	923	922	-1	816	107	11.6%	106
	INSTRUCTIONAL SUPPORT	86	79	-7	67	19	22.1%	12
	OTHER SUPPORT	69	77	8	64	5	7.2%	13
	PROFESSIONAL-OTHER	60	55	-5	41	19	31.7%	14
	PARAPROFESSIONAL	282	282	0	211	71	25.2%	71
	OFFICE/ADMINISTRATIVE SUPPORT	173	169	-4	151	22	12.7%	18
	CRAFTS/TRADES/SERVICES	342	321	-21	271	71	20.8%	50
	ALL PERSONNEL	2004	1976	-28	1675	329	16.4%	301




PARK (ESTES PARK) R-3	ADMINISTRATOR	4	7	3	3	1	25.0%	4
	PRINCIPAL	5	5	0	5	0	0.0%	0
	CLASSROOM INSTRUCTION	93	97	4	80	13	14.0%	17
	INSTRUCTIONAL SUPPORT	10	11	1	9	1	10.0%	2
	OTHER SUPPORT	6	6	0	6	0	0.0%	0
	PROFESSIONAL-OTHER	9	6	-3	6	3	33.3%	0
	PARAPROFESSIONAL	21	27	6	15	6	28.6%	12
	OFFICE/ADMINISTRATIVE SUPPORT	11	12	1	10	1	9.1%	2
	CRAFTS/TRADES/SERVICES	37	36	-1	32	5	13.5%	4
ALL PERSONNEL	196	207	11	166	30	15.3%	41	
TRINIDAD 1	ADMINISTRATOR	2	2	0	1	1	50.0%	1
	PRINCIPAL	6	7	1	5	1	16.7%	2
	CLASSROOM INSTRUCTION	101	98	-3	86	15	14.9%	12
	INSTRUCTIONAL SUPPORT	6	6	0	5	1	16.7%	1
	OTHER SUPPORT	1	1	0	1	0	0.0%	0
	PROFESSIONAL-OTHER	4	4	0	1	3	75.0%	3
	PARAPROFESSIONAL	17	21	4	14	3	17.6%	7
	OFFICE/ADMINISTRATIVE SUPPORT	11	10	-1	7	4	36.4%	3
	CRAFTS/TRADES/SERVICES	45	47	2	39	6	13.3%	8
ALL PERSONNEL	193	196	3	159	34	17.6%	37	
PRIMERO REORGANIZED 2	ADMINISTRATOR	2	1	-1	1	1	50.0%	0
	PRINCIPAL	0	1	1	0	0	0.0%	1
	CLASSROOM INSTRUCTION	19	19	0	16	3	15.8%	3
	INSTRUCTIONAL SUPPORT	2	9	7	2	0	0.0%	7
	OTHER SUPPORT	0	0	0	0	0	0.0%	0
	PROFESSIONAL-OTHER	0	0	0	0	0	0.0%	0
	PARAPROFESSIONAL	3	2	-1	0	3	100.0%	2
	OFFICE/ADMINISTRATIVE SUPPORT	1	2	1	1	0	0.0%	1
	CRAFTS/TRADES/SERVICES	8	9	1	6	2	25.0%	3
ALL PERSONNEL	35	43	8	26	9	25.7%	17	
HOEHNE REORGANIZED 3	ADMINISTRATOR	1	1	0	1	0	0.0%	0
	PRINCIPAL	1	1	0	1	0	0.0%	0
	CLASSROOM INSTRUCTION	26	26	0	22	4	15.4%	4
	INSTRUCTIONAL SUPPORT	3	4	1	1	2	66.7%	3
	OTHER SUPPORT	0	0	0	0	0	0.0%	0
	PROFESSIONAL-OTHER	0	0	0	0	0	0.0%	0
	PARAPROFESSIONAL	2	1	-1	1	1	50.0%	0
	OFFICE/ADMINISTRATIVE SUPPORT	2	2	0	2	0	0.0%	0
	CRAFTS/TRADES/SERVICES	15	16	1	12	3	20.0%	4
ALL PERSONNEL	50	51	1	40	10	20.0%	11	
AGUILAR REORGANIZED 6	ADMINISTRATOR	1	1	0	1	0	0.0%	0
	PRINCIPAL	1	1	0	1	0	0.0%	0
	CLASSROOM INSTRUCTION	15	19	4	12	3	20.0%	7




	INSTRUCTIONAL SUPPORT	1	1	0	1	0	0.0%	0
	OTHER SUPPORT	0	0	0	0	0	0.0%	0
	PROFESSIONAL-OTHER	1	0	-1	0	1	100.0%	0
	PARAPROFESSIONAL	6	5	-1	4	2	33.3%	1
	OFFICE/ADMINISTRATIVE SUPPORT	2	4	2	1	1	50.0%	3
	CRAFTS/TRADES/SERVICES	8	8	0	8	0	0.0%	0
	ALL PERSONNEL	35	39	4	28	7	20.0%	11
BRANSON REORGANIZED 82	ADMINISTRATOR	1	1	0	0	1	100.0%	1
	PRINCIPAL	1	2	1	0	1	100.0%	2
	CLASSROOM INSTRUCTION	45	69	24	39	6	13.3%	30
	INSTRUCTIONAL SUPPORT	0	5	5	0	0	0.0%	5
	OTHER SUPPORT	0	0	0	0	0	0.0%	0
	PROFESSIONAL-OTHER	0	1	1	0	0	0.0%	1
	PARAPROFESSIONAL	1	1	0	1	0	0.0%	0
	OFFICE/ADMINISTRATIVE SUPPORT	4	6	2	4	0	0.0%	2
	CRAFTS/TRADES/SERVICES	5	5	0	5	0	0.0%	0
	ALL PERSONNEL	57	90	33	49	8	14.0%	41
KIM REORGANIZED 88	ADMINISTRATOR	1	1	0	0	1	100.0%	1
	PRINCIPAL	0	0	0	0	0	0.0%	0
	CLASSROOM INSTRUCTION	11	11	0	10	1	9.1%	1
	INSTRUCTIONAL SUPPORT	1	1	0	1	0	0.0%	0
	OTHER SUPPORT	0	0	0	0	0	0.0%	0
	PROFESSIONAL-OTHER	0	0	0	0	0	0.0%	0
	PARAPROFESSIONAL	0	0	0	0	0	0.0%	0
	OFFICE/ADMINISTRATIVE SUPPORT	2	2	0	2	0	0.0%	0
	CRAFTS/TRADES/SERVICES	10	9	-1	8	2	20.0%	1
	ALL PERSONNEL	25	24	-1	21	4	16.0%	3
GENOA-HUGO C113	ADMINISTRATOR	1	1	0	1	0	0.0%	0
	PRINCIPAL	1	1	0	1	0	0.0%	0
	CLASSROOM INSTRUCTION	22	21	-1	20	2	9.1%	1
	INSTRUCTIONAL SUPPORT	1	1	0	1	0	0.0%	0
	OTHER SUPPORT	0	0	0	0	0	0.0%	0
	PROFESSIONAL-OTHER	0	0	0	0	0	0.0%	0
	PARAPROFESSIONAL	10	10	0	8	2	20.0%	2
	OFFICE/ADMINISTRATIVE SUPPORT	2	2	0	2	0	0.0%	0
	CRAFTS/TRADES/SERVICES	10	10	0	10	0	0.0%	0
	ALL PERSONNEL	47	46	-1	43	4	8.5%	3
LIMON RE-4J	ADMINISTRATOR	1	1	0	0	1	100.0%	1
	PRINCIPAL	2	2	0	1	1	50.0%	1
	CLASSROOM INSTRUCTION	46	42	-4	39	7	15.2%	3
	INSTRUCTIONAL SUPPORT	7	1	-6	1	6	85.7%	0
	OTHER SUPPORT	0	1	1	0	0	0.0%	1
	PROFESSIONAL-OTHER	2	2	0	2	0	0.0%	0
	PARAPROFESSIONAL	8	9	1	6	2	25.0%	3




	OFFICE/ADMINISTRATIVE SUPPORT	5	5	0	5	0	0.0%	0
	CRAFTS/TRADES/SERVICES	17	17	0	16	1	5.9%	1
	ALL PERSONNEL	88	80	-8	70	18	20.5%	10
KARVAL RE-23	ADMINISTRATOR	1	2	1	1	0	0.0%	1
	PRINCIPAL	0	0	0	0	0	0.0%	0
	CLASSROOM INSTRUCTION	12	16	4	10	2	16.7%	6
	INSTRUCTIONAL SUPPORT	0	2	2	0	0	0.0%	2
	OTHER SUPPORT	0	0	0	0	0	0.0%	0
	PROFESSIONAL-OTHER	0	0	0	0	0	0.0%	0
	PARAPROFESSIONAL	1	2	1	0	1	100.0%	2
	OFFICE/ADMINISTRATIVE SUPPORT	2	3	1	1	1	50.0%	2
	CRAFTS/TRADES/SERVICES	9	9	0	8	1	11.1%	1
	ALL PERSONNEL	25	34	9	20	5	20.0%	14
VALLEY RE-1	ADMINISTRATOR	6	5	-1	3	3	50.0%	2
	PRINCIPAL	9	9	0	9	0	0.0%	0
	CLASSROOM INSTRUCTION	174	175	1	158	16	9.2%	17
	INSTRUCTIONAL SUPPORT	7	8	1	7	0	0.0%	1
	OTHER SUPPORT	14	12	-2	10	4	28.6%	2
	PROFESSIONAL-OTHER	2	2	0	2	0	0.0%	0
	PARAPROFESSIONAL	113	94	-19	61	52	46.0%	33
	OFFICE/ADMINISTRATIVE SUPPORT	25	26	1	22	3	12.0%	4
	CRAFTS/TRADES/SERVICES	95	92	-3	78	17	17.9%	14
	ALL PERSONNEL	445	423	-22	350	95	21.3%	73
FRENCHMAN RE-3	ADMINISTRATOR	1	1	0	1	0	0.0%	0
	PRINCIPAL	1	1	0	1	0	0.0%	0
	CLASSROOM INSTRUCTION	24	24	0	20	4	16.7%	4
	INSTRUCTIONAL SUPPORT	2	2	0	2	0	0.0%	0
	OTHER SUPPORT	0	0	0	0	0	0.0%	0
	PROFESSIONAL-OTHER	3	3	0	3	0	0.0%	0
	PARAPROFESSIONAL	9	9	0	6	3	33.3%	3
	OFFICE/ADMINISTRATIVE SUPPORT	2	2	0	2	0	0.0%	0
	CRAFTS/TRADES/SERVICES	8	7	-1	5	3	37.5%	2
	ALL PERSONNEL	50	49	-1	40	10	20.0%	9
BUFFALO RE-4	ADMINISTRATOR	1	1	0	0	1	100.0%	1
	PRINCIPAL	2	1	-1	0	2	100.0%	1
	CLASSROOM INSTRUCTION	23	23	0	20	3	13.0%	3
	INSTRUCTIONAL SUPPORT	1	1	0	1	0	0.0%	0
	OTHER SUPPORT	0	0	0	0	0	0.0%	0
	PROFESSIONAL-OTHER	0	0	0	0	0	0.0%	0
	PARAPROFESSIONAL	5	7	2	5	0	0.0%	2
	OFFICE/ADMINISTRATIVE SUPPORT	3	3	0	3	0	0.0%	0
	CRAFTS/TRADES/SERVICES	11	11	0	11	0	0.0%	0
	ALL PERSONNEL	46	47	1	40	6	13.0%	7




PLATEAU RE-5	ADMINISTRATOR	1	1	0	1	0	0.0%	0
	PRINCIPAL	1	1	0	1	0	0.0%	0
	CLASSROOM INSTRUCTION	19	19	0	18	1	5.3%	1
	INSTRUCTIONAL SUPPORT	1	1	0	1	0	0.0%	0
	OTHER SUPPORT	0	0	0	0	0	0.0%	0
	PROFESSIONAL-OTHER	1	1	0	1	0	0.0%	0
	PARAPROFESSIONAL	2	5	3	2	0	0.0%	3
	OFFICE/ADMINISTRATIVE SUPPORT	2	2	0	2	0	0.0%	0
	CRAFTS/TRADES/SERVICES	4	8	4	3	1	25.0%	5
ALL PERSONNEL	31	38	7	29	2	6.5%	9	
DE BEQUE 49JT	ADMINISTRATOR	1	2	1	1	0	0.0%	1
	PRINCIPAL	1	1	0	1	0	0.0%	0
	CLASSROOM INSTRUCTION	23	23	0	21	2	8.7%	2
	INSTRUCTIONAL SUPPORT	1	2	1	1	0	0.0%	1
	OTHER SUPPORT	1	1	0	1	0	0.0%	0
	PROFESSIONAL-OTHER	1	1	0	0	1	100.0%	1
	PARAPROFESSIONAL	1	1	0	0	1	100.0%	1
	OFFICE/ADMINISTRATIVE SUPPORT	2	1	-1	1	1	50.0%	0
	CRAFTS/TRADES/SERVICES	8	6	-2	5	3	37.5%	1
ALL PERSONNEL	39	38	-1	31	8	20.5%	7	
PLATEAU VALLEY 50	ADMINISTRATOR	2	2	0	2	0	0.0%	0
	PRINCIPAL	3	3	0	2	1	33.3%	1
	CLASSROOM INSTRUCTION	40	37	-3	33	7	17.5%	4
	INSTRUCTIONAL SUPPORT	2	2	0	2	0	0.0%	0
	OTHER SUPPORT	1	1	0	0	1	100.0%	1
	PROFESSIONAL-OTHER	2	2	0	2	0	0.0%	0
	PARAPROFESSIONAL	12	9	-3	9	3	25.0%	0
	OFFICE/ADMINISTRATIVE SUPPORT	5	5	0	5	0	0.0%	0
	CRAFTS/TRADES/SERVICES	17	17	0	15	2	11.8%	2
ALL PERSONNEL	84	78	-6	70	14	16.7%	8	
MESA COUNTY VALLEY 51	ADMINISTRATOR	33	37	4	25	8	24.2%	12
	PRINCIPAL	55	56	1	51	4	7.3%	5
	CLASSROOM INSTRUCTION	1225	1226	1	1113	112	9.1%	113
	INSTRUCTIONAL SUPPORT	93	95	2	80	13	14.0%	15
	OTHER SUPPORT	59	56	-3	48	11	18.6%	8
	PROFESSIONAL-OTHER	51	53	2	42	9	17.6%	11
	PARAPROFESSIONAL	550	524	-26	445	105	19.1%	79
	OFFICE/ADMINISTRATIVE SUPPORT	245	218	-27	190	55	22.4%	28
	CRAFTS/TRADES/SERVICES	360	358	-2	302	58	16.1%	56
ALL PERSONNEL	2671	2623	-48	2296	375	14.0%	327	
CREEDE CONSOLIDATED 1	ADMINISTRATOR	2	3	1	1	1	50.0%	2
	PRINCIPAL	2	2	0	0	2	100.0%	2
	CLASSROOM INSTRUCTION	22	20	-2	17	5	22.7%	3
	INSTRUCTIONAL SUPPORT	0	0	0	0	0	0.0%	0




	OTHER SUPPORT	1	1	0	1	0	0.0%	0
	PROFESSIONAL-OTHER	0	0	0	0	0	0.0%	0
	PARAPROFESSIONAL	1	1	0	1	0	0.0%	0
	OFFICE/ADMINISTRATIVE SUPPORT	2	2	0	1	1	50.0%	1
	CRAFTS/TRADES/SERVICES	5	5	0	5	0	0.0%	0
	ALL PERSONNEL	35	34	-1	26	9	25.7%	8
MOFFAT COUNTY RE:NO 1	ADMINISTRATOR	10	13	3	7	3	30.0%	6
	PRINCIPAL	8	8	0	7	1	12.5%	1
	CLASSROOM INSTRUCTION	157	152	-5	139	18	11.5%	13
	INSTRUCTIONAL SUPPORT	15	12	-3	8	7	46.7%	4
	OTHER SUPPORT	10	9	-1	9	1	10.0%	0
	PROFESSIONAL-OTHER	4	4	0	4	0	0.0%	0
	PARAPROFESSIONAL	90	88	-2	75	15	16.7%	13
	OFFICE/ADMINISTRATIVE SUPPORT	23	21	-2	20	3	13.0%	1
	CRAFTS/TRADES/SERVICES	76	73	-3	63	13	17.1%	10
	ALL PERSONNEL	393	380	-13	332	61	15.5%	48
MONTEZUMA-CORTEZ RE-1	ADMINISTRATOR	9	7	-2	4	5	55.6%	3
	PRINCIPAL	8	11	3	4	4	50.0%	7
	CLASSROOM INSTRUCTION	222	217	-5	189	33	14.9%	28
	INSTRUCTIONAL SUPPORT	16	16	0	10	6	37.5%	6
	OTHER SUPPORT	9	9	0	8	1	11.1%	1
	PROFESSIONAL-OTHER	2	2	0	1	1	50.0%	1
	PARAPROFESSIONAL	83	83	0	57	26	31.3%	26
	OFFICE/ADMINISTRATIVE SUPPORT	37	37	0	28	9	24.3%	9
	CRAFTS/TRADES/SERVICES	92	84	-8	78	14	15.2%	6
	ALL PERSONNEL	478	466	-12	379	99	20.7%	87
DOLORIS RE-4A	ADMINISTRATOR	2	2	0	2	0	0.0%	0
	PRINCIPAL	2	2	0	2	0	0.0%	0
	CLASSROOM INSTRUCTION	53	55	2	50	3	5.7%	5
	INSTRUCTIONAL SUPPORT	4	4	0	3	1	25.0%	1
	OTHER SUPPORT	1	1	0	1	0	0.0%	0
	PROFESSIONAL-OTHER	4	5	1	3	1	25.0%	2
	PARAPROFESSIONAL	25	23	-2	20	5	20.0%	3
	OFFICE/ADMINISTRATIVE SUPPORT	7	7	0	7	0	0.0%	0
	CRAFTS/TRADES/SERVICES	20	20	0	19	1	5.0%	1
	ALL PERSONNEL	118	119	1	107	11	9.3%	12
MANCOS RE-6	ADMINISTRATOR	1	1	0	1	0	0.0%	0
	PRINCIPAL	2	2	0	1	1	50.0%	1
	CLASSROOM INSTRUCTION	36	33	-3	32	4	11.1%	1
	INSTRUCTIONAL SUPPORT	2	4	2	1	1	50.0%	3
	OTHER SUPPORT	1	1	0	0	1	100.0%	1
	PROFESSIONAL-OTHER	0	1	1	0	0	0.0%	1
	PARAPROFESSIONAL	7	7	0	5	2	28.6%	2
	OFFICE/ADMINISTRATIVE SUPPORT	5	5	0	4	1	20.0%	1




	CRAFTS/TRADES/SERVICES	15	15	0	10	5	33.3%	5
	ALL PERSONNEL	69	69	0	54	15	21.7%	15
MONTROSE COUNTY RE-1J	ADMINISTRATOR	7	6	-1	5	2	28.6%	1
	PRINCIPAL	16	16	0	14	2	12.5%	2
	CLASSROOM INSTRUCTION	341	344	3	297	44	12.9%	47
	INSTRUCTIONAL SUPPORT	16	17	1	16	0	0.0%	1
	OTHER SUPPORT	25	23	-2	17	8	32.0%	6
	PROFESSIONAL-OTHER	25	26	1	23	2	8.0%	3
	PARAPROFESSIONAL	129	134	5	112	17	13.2%	22
	OFFICE/ADMINISTRATIVE SUPPORT	50	48	-2	46	4	8.0%	2
	CRAFTS/TRADES/SERVICES	92	91	-1	81	11	12.0%	10
	ALL PERSONNEL	701	705	4	611	90	12.8%	94
WEST END RE-2	ADMINISTRATOR	2	2	0	2	0	0.0%	0
	PRINCIPAL	5	5	0	3	2	40.0%	2
	CLASSROOM INSTRUCTION	27	37	10	24	3	11.1%	13
	INSTRUCTIONAL SUPPORT	1	1	0	0	1	100.0%	1
	OTHER SUPPORT	3	3	0	3	0	0.0%	0
	PROFESSIONAL-OTHER	1	1	0	1	0	0.0%	0
	PARAPROFESSIONAL	13	13	0	11	2	15.4%	2
	OFFICE/ADMINISTRATIVE SUPPORT	6	6	0	4	2	33.3%	2
	CRAFTS/TRADES/SERVICES	12	15	3	12	0	0.0%	3
	ALL PERSONNEL	70	83	13	60	10	14.3%	23
BRUSH RE-2(J)	ADMINISTRATOR	7	7	0	6	1	14.3%	1
	PRINCIPAL	6	6	0	3	3	50.0%	3
	CLASSROOM INSTRUCTION	110	109	-1	99	11	10.0%	10
	INSTRUCTIONAL SUPPORT	7	7	0	6	1	14.3%	1
	OTHER SUPPORT	1	1	0	1	0	0.0%	0
	PROFESSIONAL-OTHER	1	1	0	1	0	0.0%	0
	PARAPROFESSIONAL	28	33	5	22	6	21.4%	11
	OFFICE/ADMINISTRATIVE SUPPORT	16	16	0	14	2	12.5%	2
	CRAFTS/TRADES/SERVICES	48	42	-6	37	11	22.9%	5
	ALL PERSONNEL	224	222	-2	189	35	15.6%	33
FORT MORGAN RE-3	ADMINISTRATOR	16	18	2	11	5	31.3%	7
	PRINCIPAL	9	11	2	8	1	11.1%	3
	CLASSROOM INSTRUCTION	208	210	2	179	29	13.9%	31
	INSTRUCTIONAL SUPPORT	10	14	4	10	0	0.0%	4
	OTHER SUPPORT	12	15	3	8	4	33.3%	7
	PROFESSIONAL-OTHER	4	5	1	4	0	0.0%	1
	PARAPROFESSIONAL	111	93	-18	84	27	24.3%	9
	OFFICE/ADMINISTRATIVE SUPPORT	30	32	2	24	6	20.0%	8
	CRAFTS/TRADES/SERVICES	99	102	3	81	18	18.2%	21
	ALL PERSONNEL	499	500	1	409	90	18.0%	91
WELDON VALLEY RE-20(J)	ADMINISTRATOR	1	2	1	1	0	0.0%	1




	PRINCIPAL	1	1	0	1	0	0.0%	0
	CLASSROOM INSTRUCTION	18	19	1	16	2	11.1%	3
	INSTRUCTIONAL SUPPORT	1	1	0	1	0	0.0%	0
	OTHER SUPPORT	1	1	0	0	1	100.0%	1
	PROFESSIONAL-OTHER	2	2	0	2	0	0.0%	0
	PARAPROFESSIONAL	6	6	0	6	0	0.0%	0
	OFFICE/ADMINISTRATIVE SUPPORT	1	1	0	0	1	100.0%	1
	CRAFTS/TRADES/SERVICES	8	9	1	7	1	12.5%	2
	ALL PERSONNEL	39	42	3	34	5	12.8%	8
WIGGINS RE-50(J)	ADMINISTRATOR	1	2	1	1	0	0.0%	1
	PRINCIPAL	2	2	0	2	0	0.0%	0
	CLASSROOM INSTRUCTION	40	42	2	37	3	7.5%	5
	INSTRUCTIONAL SUPPORT	3	3	0	3	0	0.0%	0
	OTHER SUPPORT	0	0	0	0	0	0.0%	0
	PROFESSIONAL-OTHER	1	4	3	1	0	0.0%	3
	PARAPROFESSIONAL	11	6	-5	5	6	54.5%	1
	OFFICE/ADMINISTRATIVE SUPPORT	8	3	-5	3	5	62.5%	0
	CRAFTS/TRADES/SERVICES	19	19	0	18	1	5.3%	1
	ALL PERSONNEL	85	81	-4	70	15	17.6%	11
EAST OTERO R-1	ADMINISTRATOR	5	7	2	4	1	20.0%	3
	PRINCIPAL	6	6	0	5	1	16.7%	1
	CLASSROOM INSTRUCTION	121	114	-7	93	28	23.1%	21
	INSTRUCTIONAL SUPPORT	10	9	-1	6	4	40.0%	3
	OTHER SUPPORT	2	2	0	2	0	0.0%	0
	PROFESSIONAL-OTHER	3	3	0	3	0	0.0%	0
	PARAPROFESSIONAL	42	40	-2	34	8	19.0%	6
	OFFICE/ADMINISTRATIVE SUPPORT	19	20	1	16	3	15.8%	4
	CRAFTS/TRADES/SERVICES	28	27	-1	21	7	25.0%	6
	ALL PERSONNEL	236	228	-8	184	52	22.0%	44
ROCKY FORD R-2	ADMINISTRATOR	1	1	0	1	0	0.0%	0
	PRINCIPAL	6	6	0	6	0	0.0%	0
	CLASSROOM INSTRUCTION	76	68	-8	62	14	18.4%	6
	INSTRUCTIONAL SUPPORT	5	7	2	5	0	0.0%	2
	OTHER SUPPORT	3	3	0	3	0	0.0%	0
	PROFESSIONAL-OTHER	8	7	-1	7	1	12.5%	0
	PARAPROFESSIONAL	34	32	-2	26	8	23.5%	6
	OFFICE/ADMINISTRATIVE SUPPORT	10	8	-2	7	3	30.0%	1
	CRAFTS/TRADES/SERVICES	30	22	-8	21	9	30.0%	1
	ALL PERSONNEL	173	154	-19	138	35	20.2%	16
MANZANOLA 3J	ADMINISTRATOR	1	3	2	1	0	0.0%	2
	PRINCIPAL	1	2	1	0	1	100.0%	2
	CLASSROOM INSTRUCTION	23	22	-1	20	3	13.0%	2
	INSTRUCTIONAL SUPPORT	1	5	4	1	0	0.0%	4
	OTHER SUPPORT	1	1	0	1	0	0.0%	0




	PROFESSIONAL-OTHER	0	0	0	0	0	0.0%	0
	PARAPROFESSIONAL	4	4	0	4	0	0.0%	0
	OFFICE/ADMINISTRATIVE SUPPORT	3	3	0	3	0	0.0%	0
	CRAFTS/TRADES/SERVICES	8	8	0	7	1	12.5%	1
	ALL PERSONNEL	42	48	6	37	5	11.9%	11
FOWLER R-4J	ADMINISTRATOR	1	1	0	1	0	0.0%	0
	PRINCIPAL	2	2	0	2	0	0.0%	0
	CLASSROOM INSTRUCTION	33	34	1	27	6	18.2%	7
	INSTRUCTIONAL SUPPORT	2	3	1	2	0	0.0%	1
	OTHER SUPPORT	1	1	0	1	0	0.0%	0
	PROFESSIONAL-OTHER	1	1	0	1	0	0.0%	0
	PARAPROFESSIONAL	7	5	-2	5	2	28.6%	0
	OFFICE/ADMINISTRATIVE SUPPORT	5	6	1	4	1	20.0%	2
	CRAFTS/TRADES/SERVICES	18	16	-2	15	3	16.7%	1
	ALL PERSONNEL	70	69	-1	58	12	17.1%	11
CHERAW 31	ADMINISTRATOR	1	1	0	0	1	100.0%	1
	PRINCIPAL	1	1	0	0	1	100.0%	1
	CLASSROOM INSTRUCTION	20	20	0	16	4	20.0%	4
	INSTRUCTIONAL SUPPORT	1	2	1	1	0	0.0%	1
	OTHER SUPPORT	1	1	0	1	0	0.0%	0
	PROFESSIONAL-OTHER	0	1	1	0	0	0.0%	1
	PARAPROFESSIONAL	8	6	-2	5	3	37.5%	1
	OFFICE/ADMINISTRATIVE SUPPORT	3	3	0	3	0	0.0%	0
	CRAFTS/TRADES/SERVICES	10	10	0	7	3	30.0%	3
	ALL PERSONNEL	45	45	0	33	12	26.7%	12
SWINK 33	ADMINISTRATOR	1	1	0	1	0	0.0%	0
	PRINCIPAL	1	1	0	1	0	0.0%	0
	CLASSROOM INSTRUCTION	30	31	1	27	3	10.0%	4
	INSTRUCTIONAL SUPPORT	2	2	0	1	1	50.0%	1
	OTHER SUPPORT	1	1	0	1	0	0.0%	0
	PROFESSIONAL-OTHER	3	3	0	3	0	0.0%	0
	PARAPROFESSIONAL	6	7	1	6	0	0.0%	1
	OFFICE/ADMINISTRATIVE SUPPORT	2	2	0	2	0	0.0%	0
	CRAFTS/TRADES/SERVICES	9	9	0	8	1	11.1%	1
	ALL PERSONNEL	55	57	2	50	5	9.1%	7
OURAY R-1	ADMINISTRATOR	1	1	0	1	0	0.0%	0
	PRINCIPAL	1	1	0	0	1	100.0%	1
	CLASSROOM INSTRUCTION	27	28	1	25	2	7.4%	3
	INSTRUCTIONAL SUPPORT	2	2	0	2	0	0.0%	0
	OTHER SUPPORT	1	0	-1	0	1	100.0%	0
	PROFESSIONAL-OTHER	0	0	0	0	0	0.0%	0
	PARAPROFESSIONAL	5	5	0	2	3	60.0%	3
	OFFICE/ADMINISTRATIVE SUPPORT	3	3	0	3	0	0.0%	0
	CRAFTS/TRADES/SERVICES	9	9	0	6	3	33.3%	3




	ALL PERSONNEL	49	49	0	39	10	20.4%	10
RIDGWAY R-2	ADMINISTRATOR	0	1	1	0	0	0.0%	1
	PRINCIPAL	0	2	2	0	0	0.0%	2
	CLASSROOM INSTRUCTION	1	29	28	1	0	0.0%	28
	INSTRUCTIONAL SUPPORT	0	3	3	0	0	0.0%	3
	OTHER SUPPORT	0	2	2	0	0	0.0%	2
	PROFESSIONAL-OTHER	0	0	0	0	0	0.0%	0
	PARAPROFESSIONAL	0	10	10	0	0	0.0%	10
	OFFICE/ADMINISTRATIVE SUPPORT	0	3	3	0	0	0.0%	3
	CRAFTS/TRADES/SERVICES	0	12	12	0	0	0.0%	12
ALL PERSONNEL	1	62	61	1	0	0.0%	61	
PLATTE CANYON 1	ADMINISTRATOR	6	4	-2	4	2	33.3%	0
	PRINCIPAL	5	5	0	5	0	0.0%	0
	CLASSROOM INSTRUCTION	90	80	-10	73	17	18.9%	7
	INSTRUCTIONAL SUPPORT	4	4	0	4	0	0.0%	0
	OTHER SUPPORT	7	5	-2	2	5	71.4%	3
	PROFESSIONAL-OTHER	4	5	1	3	1	25.0%	2
	PARAPROFESSIONAL	27	33	6	20	7	25.9%	13
	OFFICE/ADMINISTRATIVE SUPPORT	20	15	-5	14	6	30.0%	1
	CRAFTS/TRADES/SERVICES	46	47	1	38	8	17.4%	9
ALL PERSONNEL	209	198	-11	163	46	22.0%	35	
PARK COUNTY RE-2	ADMINISTRATOR	5	4	-1	4	1	20.0%	0
	PRINCIPAL	4	4	0	3	1	25.0%	1
	CLASSROOM INSTRUCTION	57	54	-3	43	14	24.6%	11
	INSTRUCTIONAL SUPPORT	4	4	0	3	1	25.0%	1
	OTHER SUPPORT	1	1	0	1	0	0.0%	0
	PROFESSIONAL-OTHER	3	3	0	3	0	0.0%	0
	PARAPROFESSIONAL	16	16	0	11	5	31.3%	5
	OFFICE/ADMINISTRATIVE SUPPORT	9	8	-1	7	2	22.2%	1
	CRAFTS/TRADES/SERVICES	17	13	-4	11	6	35.3%	2
ALL PERSONNEL	116	107	-9	86	30	25.9%	21	
HOLYOKE RE-1J	ADMINISTRATOR	1	1	0	0	1	100.0%	1
	PRINCIPAL	3	3	0	3	0	0.0%	0
	CLASSROOM INSTRUCTION	47	48	1	43	4	8.5%	5
	INSTRUCTIONAL SUPPORT	6	3	-3	3	3	50.0%	0
	OTHER SUPPORT	0	0	0	0	0	0.0%	0
	PROFESSIONAL-OTHER	2	3	1	1	1	50.0%	2
	PARAPROFESSIONAL	15	17	2	13	2	13.3%	4
	OFFICE/ADMINISTRATIVE SUPPORT	4	4	0	3	1	25.0%	1
	CRAFTS/TRADES/SERVICES	19	18	-1	16	3	15.8%	2
ALL PERSONNEL	97	97	0	82	15	15.5%	15	
HAXTUN RE-2J	ADMINISTRATOR	2	2	0	1	1	50.0%	1
	PRINCIPAL	2	2	0	2	0	0.0%	0




	CLASSROOM INSTRUCTION	25	26	1	23	2	8.0%	3
	INSTRUCTIONAL SUPPORT	2	2	0	2	0	0.0%	0
	OTHER SUPPORT	0	0	0	0	0	0.0%	0
	PROFESSIONAL-OTHER	0	0	0	0	0	0.0%	0
	PARAPROFESSIONAL	8	8	0	6	2	25.0%	2
	OFFICE/ADMINISTRATIVE SUPPORT	3	4	1	3	0	0.0%	1
	CRAFTS/TRADES/SERVICES	13	11	-2	8	5	38.5%	3
	ALL PERSONNEL	55	55	0	45	10	18.2%	10
ASPEN 1	ADMINISTRATOR	6	9	3	3	3	50.0%	6
	PRINCIPAL	7	7	0	4	3	42.9%	3
	CLASSROOM INSTRUCTION	132	140	8	105	27	20.5%	35
	INSTRUCTIONAL SUPPORT	10	4	-6	4	6	60.0%	0
	OTHER SUPPORT	0	0	0	0	0	0.0%	0
	PROFESSIONAL-OTHER	3	8	5	2	1	33.3%	6
	PARAPROFESSIONAL	18	15	-3	8	10	55.6%	7
	OFFICE/ADMINISTRATIVE SUPPORT	12	10	-2	3	9	75.0%	7
	CRAFTS/TRADES/SERVICES	29	28	-1	20	9	31.0%	8
	ALL PERSONNEL	217	221	4	149	68	31.3%	72
GRANADA RE-1	ADMINISTRATOR	1	1	0	1	0	0.0%	0
	PRINCIPAL	2	2	0	1	1	50.0%	1
	CLASSROOM INSTRUCTION	26	25	-1	21	5	19.2%	4
	INSTRUCTIONAL SUPPORT	2	3	1	0	2	100.0%	3
	OTHER SUPPORT	0	0	0	0	0	0.0%	0
	PROFESSIONAL-OTHER	0	1	1	0	0	0.0%	1
	PARAPROFESSIONAL	7	9	2	5	2	28.6%	4
	OFFICE/ADMINISTRATIVE SUPPORT	1	1	0	1	0	0.0%	0
	CRAFTS/TRADES/SERVICES	8	8	0	7	1	12.5%	1
	ALL PERSONNEL	47	50	3	36	11	23.4%	14
LAMAR RE-2	ADMINISTRATOR	2	4	2	2	0	0.0%	2
	PRINCIPAL	8	9	1	8	0	0.0%	1
	CLASSROOM INSTRUCTION	120	120	0	97	23	19.2%	23
	INSTRUCTIONAL SUPPORT	10	9	-1	8	2	20.0%	1
	OTHER SUPPORT	2	2	0	1	1	50.0%	1
	PROFESSIONAL-OTHER	6	5	-1	5	1	16.7%	0
	PARAPROFESSIONAL	30	54	24	23	7	23.3%	31
	OFFICE/ADMINISTRATIVE SUPPORT	23	23	0	21	2	8.7%	2
	CRAFTS/TRADES/SERVICES	20	23	3	17	3	15.0%	6
	ALL PERSONNEL	221	249	28	182	39	17.6%	67
HOLLY RE-3	ADMINISTRATOR	1	2	1	1	0	0.0%	1
	PRINCIPAL	2	2	0	1	1	50.0%	1
	CLASSROOM INSTRUCTION	29	30	1	25	4	13.8%	5
	INSTRUCTIONAL SUPPORT	2	2	0	1	1	50.0%	1
	OTHER SUPPORT	0	2	2	0	0	0.0%	2
	PROFESSIONAL-OTHER	1	1	0	0	1	100.0%	1




	PARAPROFESSIONAL	9	9	0	8	1	11.1%	1
	OFFICE/ADMINISTRATIVE SUPPORT	4	4	0	3	1	25.0%	1
	CRAFTS/TRADES/SERVICES	12	13	1	12	0	0.0%	1
	ALL PERSONNEL	60	65	5	51	9	15.0%	14
WILEY RE-13 JT	ADMINISTRATOR	1	2	1	1	0	0.0%	1
	PRINCIPAL	2	2	0	2	0	0.0%	0
	CLASSROOM INSTRUCTION	29	30	1	28	1	3.4%	2
	INSTRUCTIONAL SUPPORT	2	2	0	2	0	0.0%	0
	OTHER SUPPORT	0	2	2	0	0	0.0%	2
	PROFESSIONAL-OTHER	1	1	0	1	0	0.0%	0
	PARAPROFESSIONAL	6	9	3	6	0	0.0%	3
	OFFICE/ADMINISTRATIVE SUPPORT	4	4	0	4	0	0.0%	0
	CRAFTS/TRADES/SERVICES	8	8	0	8	0	0.0%	0
	ALL PERSONNEL	53	60	7	52	1	1.9%	8
PUEBLO CITY 60	ADMINISTRATOR	37	32	-5	28	9	24.3%	4
	PRINCIPAL	57	61	4	46	11	19.3%	15
	CLASSROOM INSTRUCTION	1118	1118	0	973	145	13.0%	145
	INSTRUCTIONAL SUPPORT	92	86	-6	79	13	14.1%	7
	OTHER SUPPORT	49	42	-7	35	14	28.6%	7
	PROFESSIONAL-OTHER	57	58	1	49	8	14.0%	9
	PARAPROFESSIONAL	296	338	42	234	62	20.9%	104
	OFFICE/ADMINISTRATIVE SUPPORT	116	113	-3	101	15	12.9%	12
	CRAFTS/TRADES/SERVICES	530	513	-17	415	115	21.7%	98
	ALL PERSONNEL	2352	2361	9	1960	392	16.7%	401
PUEBLO COUNTY RURAL 70	ADMINISTRATOR	8	12	4	6	2	25.0%	6
	PRINCIPAL	28	27	-1	25	3	10.7%	2
	CLASSROOM INSTRUCTION	432	436	4	368	64	14.8%	68
	INSTRUCTIONAL SUPPORT	29	34	5	23	6	20.7%	11
	OTHER SUPPORT	16	20	4	15	1	6.3%	5
	PROFESSIONAL-OTHER	12	12	0	8	4	33.3%	4
	PARAPROFESSIONAL	148	151	3	114	34	23.0%	37
	OFFICE/ADMINISTRATIVE SUPPORT	54	55	1	46	8	14.8%	9
	CRAFTS/TRADES/SERVICES	209	201	-8	165	44	21.1%	36
	ALL PERSONNEL	936	948	12	770	166	17.7%	178
MEEKER RE1	ADMINISTRATOR	1	1	0	0	1	100.0%	1
	PRINCIPAL	3	3	0	2	1	33.3%	1
	CLASSROOM INSTRUCTION	41	38	-3	36	5	12.2%	2
	INSTRUCTIONAL SUPPORT	1	2	1	1	0	0.0%	1
	OTHER SUPPORT	1	1	0	1	0	0.0%	0
	PROFESSIONAL-OTHER	2	3	1	2	0	0.0%	1
	PARAPROFESSIONAL	12	12	0	9	3	25.0%	3
	OFFICE/ADMINISTRATIVE SUPPORT	7	7	0	7	0	0.0%	0
	CRAFTS/TRADES/SERVICES	19	20	1	16	3	15.8%	4
	ALL PERSONNEL	87	87	0	74	13	14.9%	13




RANGELY RE-4	ADMINISTRATOR	2	2	0	2	0	0.0%	0
	PRINCIPAL	3	3	0	2	1	33.3%	1
	CLASSROOM INSTRUCTION	33	30	-3	26	7	21.2%	4
	INSTRUCTIONAL SUPPORT	2	1	-1	0	2	100.0%	1
	OTHER SUPPORT	1	1	0	1	0	0.0%	0
	PROFESSIONAL-OTHER	2	2	0	2	0	0.0%	0
	PARAPROFESSIONAL	4	4	0	3	1	25.0%	1
	OFFICE/ADMINISTRATIVE SUPPORT	6	5	-1	5	1	16.7%	0
	CRAFTS/TRADES/SERVICES	21	19	-2	17	4	19.0%	2
ALL PERSONNEL	74	67	-7	58	16	21.6%	9	
DEL NORTE C-7	ADMINISTRATOR	2	1	-1	0	2	100.0%	1
	PRINCIPAL	3	3	0	2	1	33.3%	1
	CLASSROOM INSTRUCTION	59	52	-7	50	9	15.3%	2
	INSTRUCTIONAL SUPPORT	5	6	1	5	0	0.0%	1
	OTHER SUPPORT	0	0	0	0	0	0.0%	0
	PROFESSIONAL-OTHER	2	2	0	1	1	50.0%	1
	PARAPROFESSIONAL	10	11	1	10	0	0.0%	1
	OFFICE/ADMINISTRATIVE SUPPORT	5	5	0	4	1	20.0%	1
	CRAFTS/TRADES/SERVICES	29	25	-4	22	7	24.1%	3
ALL PERSONNEL	115	105	-10	94	21	18.3%	11	
MONTE VISTA C-8	ADMINISTRATOR	4	2	-2	2	2	50.0%	0
	PRINCIPAL	4	4	0	2	2	50.0%	2
	CLASSROOM INSTRUCTION	100	98	-2	91	9	9.0%	7
	INSTRUCTIONAL SUPPORT	9	9	0	7	2	22.2%	2
	OTHER SUPPORT	1	1	0	1	0	0.0%	0
	PROFESSIONAL-OTHER	2	4	2	2	0	0.0%	2
	PARAPROFESSIONAL	20	23	3	19	1	5.0%	4
	OFFICE/ADMINISTRATIVE SUPPORT	16	14	-2	14	2	12.5%	0
	CRAFTS/TRADES/SERVICES	42	43	1	38	4	9.5%	5
ALL PERSONNEL	198	198	0	176	22	11.1%	22	
SARGENT RE-33J	ADMINISTRATOR	1	1	0	0	1	100.0%	1
	PRINCIPAL	2	2	0	2	0	0.0%	0
	CLASSROOM INSTRUCTION	34	31	-3	27	7	20.6%	4
	INSTRUCTIONAL SUPPORT	2	1	-1	1	1	50.0%	0
	OTHER SUPPORT	1	1	0	1	0	0.0%	0
	PROFESSIONAL-OTHER	0	1	1	0	0	0.0%	1
	PARAPROFESSIONAL	3	6	3	2	1	33.3%	4
	OFFICE/ADMINISTRATIVE SUPPORT	5	5	0	4	1	20.0%	1
	CRAFTS/TRADES/SERVICES	15	14	-1	12	3	20.0%	2
ALL PERSONNEL	63	62	-1	49	14	22.2%	13	
HAYDEN RE-1	ADMINISTRATOR	1	1	0	1	0	0.0%	0
	PRINCIPAL	3	3	0	3	0	0.0%	0
	CLASSROOM INSTRUCTION	37	40	3	32	5	13.5%	8




	INSTRUCTIONAL SUPPORT	3	3	0	2	1	33.3%	1
	OTHER SUPPORT	1	0	-1	0	1	100.0%	0
	PROFESSIONAL-OTHER	4	6	2	3	1	25.0%	3
	PARAPROFESSIONAL	9	10	1	8	1	11.1%	2
	OFFICE/ADMINISTRATIVE SUPPORT	4	4	0	4	0	0.0%	0
	CRAFTS/TRADES/SERVICES	14	13	-1	8	6	42.9%	5
	ALL PERSONNEL	76	80	4	61	15	19.7%	19
STEAMBOAT SPRINGS RE-2	ADMINISTRATOR	3	3	0	2	1	33.3%	1
	PRINCIPAL	6	6	0	6	0	0.0%	0
	CLASSROOM INSTRUCTION	146	151	5	125	21	14.4%	26
	INSTRUCTIONAL SUPPORT	16	20	4	12	4	25.0%	8
	OTHER SUPPORT	2	3	1	1	1	50.0%	2
	PROFESSIONAL-OTHER	9	9	0	7	2	22.2%	2
	PARAPROFESSIONAL	42	40	-2	24	18	42.9%	16
	OFFICE/ADMINISTRATIVE SUPPORT	18	18	0	15	3	16.7%	3
	CRAFTS/TRADES/SERVICES	47	46	-1	41	6	12.8%	5
	ALL PERSONNEL	289	296	7	233	56	19.4%	63
SOUTH ROUTT RE 3	ADMINISTRATOR	1	3	2	1	0	0.0%	2
	PRINCIPAL	3	2	-1	2	1	33.3%	0
	CLASSROOM INSTRUCTION	35	34	-1	25	10	28.6%	9
	INSTRUCTIONAL SUPPORT	5	2	-3	1	4	80.0%	1
	OTHER SUPPORT	1	1	0	1	0	0.0%	0
	PROFESSIONAL-OTHER	2	2	0	2	0	0.0%	0
	PARAPROFESSIONAL	12	13	1	9	3	25.0%	4
	OFFICE/ADMINISTRATIVE SUPPORT	4	5	1	3	1	25.0%	2
	CRAFTS/TRADES/SERVICES	15	20	5	12	3	20.0%	8
	ALL PERSONNEL	78	82	4	56	22	28.2%	26
MOUNTAIN VALLEY RE 1	ADMINISTRATOR	1	1	0	0	1	100.0%	1
	PRINCIPAL	1	1	0	0	1	100.0%	1
	CLASSROOM INSTRUCTION	19	17	-2	14	5	26.3%	3
	INSTRUCTIONAL SUPPORT	2	1	-1	0	2	100.0%	1
	OTHER SUPPORT	0	0	0	0	0	0.0%	0
	PROFESSIONAL-OTHER	1	1	0	1	0	0.0%	0
	PARAPROFESSIONAL	2	1	-1	1	1	50.0%	0
	OFFICE/ADMINISTRATIVE SUPPORT	2	2	0	1	1	50.0%	1
	CRAFTS/TRADES/SERVICES	9	7	-2	7	2	22.2%	0
	ALL PERSONNEL	37	31	-6	24	13	35.1%	7
MOFFAT 2	ADMINISTRATOR	3	3	0	3	0	0.0%	0
	PRINCIPAL	2	2	0	2	0	0.0%	0
	CLASSROOM INSTRUCTION	24	23	-1	20	4	16.7%	3
	INSTRUCTIONAL SUPPORT	3	4	1	3	0	0.0%	1
	OTHER SUPPORT	0	0	0	0	0	0.0%	0
	PROFESSIONAL-OTHER	1	1	0	0	1	100.0%	1
	PARAPROFESSIONAL	4	5	1	2	2	50.0%	3




	OFFICE/ADMINISTRATIVE SUPPORT	4	4	0	3	1	25.0%	1
	CRAFTS/TRADES/SERVICES	7	6	-1	6	1	14.3%	0
	ALL PERSONNEL	48	48	0	39	9	18.8%	9
CENTER 26 JT	ADMINISTRATOR	5	5	0	4	1	20.0%	1
	PRINCIPAL	2	2	0	2	0	0.0%	0
	CLASSROOM INSTRUCTION	55	56	1	46	9	16.4%	10
	INSTRUCTIONAL SUPPORT	5	3	-2	2	3	60.0%	1
	OTHER SUPPORT	1	1	0	1	0	0.0%	0
	PROFESSIONAL-OTHER	6	6	0	6	0	0.0%	0
	PARAPROFESSIONAL	14	13	-1	12	2	14.3%	1
	OFFICE/ADMINISTRATIVE SUPPORT	6	6	0	6	0	0.0%	0
	CRAFTS/TRADES/SERVICES	19	17	-2	17	2	10.5%	0
	ALL PERSONNEL	113	109	-4	96	17	15.0%	13
SILVERTON 1	ADMINISTRATOR	1	1	0	1	0	0.0%	0
	PRINCIPAL	1	1	0	1	0	0.0%	0
	CLASSROOM INSTRUCTION	6	8	2	5	1	16.7%	3
	INSTRUCTIONAL SUPPORT	0	0	0	0	0	0.0%	0
	OTHER SUPPORT	0	0	0	0	0	0.0%	0
	PROFESSIONAL-OTHER	1	0	-1	0	1	100.0%	0
	PARAPROFESSIONAL	2	3	1	1	1	50.0%	2
	OFFICE/ADMINISTRATIVE SUPPORT	2	2	0	2	0	0.0%	0
	CRAFTS/TRADES/SERVICES	1	1	0	1	0	0.0%	0
	ALL PERSONNEL	14	16	2	11	3	21.4%	5
TELLURIDE R-1	ADMINISTRATOR	2	2	0	2	0	0.0%	0
	PRINCIPAL	2	3	1	1	1	50.0%	2
	CLASSROOM INSTRUCTION	61	58	-3	52	9	14.8%	6
	INSTRUCTIONAL SUPPORT	7	6	-1	4	3	42.9%	2
	OTHER SUPPORT	2	2	0	2	0	0.0%	0
	PROFESSIONAL-OTHER	4	4	0	3	1	25.0%	1
	PARAPROFESSIONAL	11	12	1	7	4	36.4%	5
	OFFICE/ADMINISTRATIVE SUPPORT	7	7	0	7	0	0.0%	0
	CRAFTS/TRADES/SERVICES	8	8	0	7	1	12.5%	1
	ALL PERSONNEL	104	102	-2	85	19	18.3%	17
NORWOOD R-2J	ADMINISTRATOR	1	1	0	1	0	0.0%	0
	PRINCIPAL	1	2	1	1	0	0.0%	1
	CLASSROOM INSTRUCTION	27	26	-1	22	5	18.5%	4
	INSTRUCTIONAL SUPPORT	3	3	0	3	0	0.0%	0
	OTHER SUPPORT	0	1	1	0	0	0.0%	1
	PROFESSIONAL-OTHER	1	1	0	1	0	0.0%	0
	PARAPROFESSIONAL	7	8	1	6	1	14.3%	2
	OFFICE/ADMINISTRATIVE SUPPORT	3	3	0	2	1	33.3%	1
	CRAFTS/TRADES/SERVICES	11	8	-3	6	5	45.5%	2
	ALL PERSONNEL	54	53	-1	42	12	22.2%	11




JULESBURG RE-1	ADMINISTRATOR	1	0	-1	0	1	100.0%	0
	PRINCIPAL	2	2	0	2	0	0.0%	0
	CLASSROOM INSTRUCTION	28	25	-3	24	4	14.3%	1
	INSTRUCTIONAL SUPPORT	2	1	-1	1	1	50.0%	0
	OTHER SUPPORT	0	0	0	0	0	0.0%	0
	PROFESSIONAL-OTHER	1	1	0	1	0	0.0%	0
	PARAPROFESSIONAL	7	8	1	6	1	14.3%	2
	OFFICE/ADMINISTRATIVE SUPPORT	3	3	0	3	0	0.0%	0
	CRAFTS/TRADES/SERVICES	8	7	-1	5	3	37.5%	2
ALL PERSONNEL	52	47	-5	42	10	19.2%	5	
PLATTE VALLEY RE-3	ADMINISTRATOR	1	1	0	1	0	0.0%	0
	PRINCIPAL	1	1	0	0	1	100.0%	1
	CLASSROOM INSTRUCTION	17	18	1	14	3	17.6%	4
	INSTRUCTIONAL SUPPORT	2	4	2	2	0	0.0%	2
	OTHER SUPPORT	0	0	0	0	0	0.0%	0
	PROFESSIONAL-OTHER	0	0	0	0	0	0.0%	0
	PARAPROFESSIONAL	0	1	1	0	0	0.0%	1
	OFFICE/ADMINISTRATIVE SUPPORT	3	3	0	3	0	0.0%	0
	CRAFTS/TRADES/SERVICES	7	6	-1	4	3	42.9%	2
ALL PERSONNEL	31	34	3	24	7	22.6%	10	
SUMMIT RE-1	ADMINISTRATOR	3	6	3	1	2	66.7%	5
	PRINCIPAL	10	10	0	7	3	30.0%	3
	CLASSROOM INSTRUCTION	222	224	2	196	26	11.7%	28
	INSTRUCTIONAL SUPPORT	21	20	-1	18	3	14.3%	2
	OTHER SUPPORT	5	5	0	4	1	20.0%	1
	PROFESSIONAL-OTHER	16	12	-4	10	6	37.5%	2
	PARAPROFESSIONAL	102	88	-14	61	41	40.2%	27
	OFFICE/ADMINISTRATIVE SUPPORT	29	25	-4	23	6	20.7%	2
	CRAFTS/TRADES/SERVICES	74	83	9	56	18	24.3%	27
ALL PERSONNEL	482	473	-9	376	106	22.0%	97	
CRIPPLE CREEK-VICTOR RE-1	ADMINISTRATOR	2	3	1	2	0	0.0%	1
	PRINCIPAL	2	2	0	2	0	0.0%	0
	CLASSROOM INSTRUCTION	40	41	1	36	4	10.0%	5
	INSTRUCTIONAL SUPPORT	3	3	0	3	0	0.0%	0
	OTHER SUPPORT	0	1	1	0	0	0.0%	1
	PROFESSIONAL-OTHER	2	2	0	1	1	50.0%	1
	PARAPROFESSIONAL	16	17	1	12	4	25.0%	5
	OFFICE/ADMINISTRATIVE SUPPORT	5	5	0	5	0	0.0%	0
	CRAFTS/TRADES/SERVICES	18	18	0	10	8	44.4%	8
ALL PERSONNEL	88	92	4	71	17	19.3%	21	
WOODLAND PARK RE-2	ADMINISTRATOR	4	4	0	4	0	0.0%	0
	PRINCIPAL	9	9	0	8	1	11.1%	1
	CLASSROOM INSTRUCTION	197	196	-1	164	33	16.8%	32
	INSTRUCTIONAL SUPPORT	21	21	0	18	3	14.3%	3




	OTHER SUPPORT	6	7	1	4	2	33.3%	3
	PROFESSIONAL-OTHER	6	5	-1	5	1	16.7%	0
	PARAPROFESSIONAL	87	88	1	66	21	24.1%	22
	OFFICE/ADMINISTRATIVE SUPPORT	24	22	-2	22	2	8.3%	0
	CRAFTS/TRADES/SERVICES	24	25	1	23	1	4.2%	2
	ALL PERSONNEL	378	377	-1	314	64	16.9%	63
AKRON R-1	ADMINISTRATOR	4	4	0	4	0	0.0%	0
	PRINCIPAL	2	2	0	2	0	0.0%	0
	CLASSROOM INSTRUCTION	38	40	2	32	6	15.8%	8
	INSTRUCTIONAL SUPPORT	2	2	0	2	0	0.0%	0
	OTHER SUPPORT	0	0	0	0	0	0.0%	0
	PROFESSIONAL-OTHER	2	2	0	2	0	0.0%	0
	PARAPROFESSIONAL	7	11	4	5	2	28.6%	6
	OFFICE/ADMINISTRATIVE SUPPORT	4	2	-2	2	2	50.0%	0
	CRAFTS/TRADES/SERVICES	12	12	0	10	2	16.7%	2
	ALL PERSONNEL	71	75	4	59	12	16.9%	16
ARICKAREE R-2	ADMINISTRATOR	1	1	0	1	0	0.0%	0
	PRINCIPAL	0	0	0	0	0	0.0%	0
	CLASSROOM INSTRUCTION	25	26	1	22	3	12.0%	4
	INSTRUCTIONAL SUPPORT	1	2	1	1	0	0.0%	1
	OTHER SUPPORT	0	0	0	0	0	0.0%	0
	PROFESSIONAL-OTHER	1	0	-1	0	1	100.0%	0
	PARAPROFESSIONAL	1	1	0	0	1	100.0%	1
	OFFICE/ADMINISTRATIVE SUPPORT	2	2	0	1	1	50.0%	1
	CRAFTS/TRADES/SERVICES	12	14	2	12	0	0.0%	2
	ALL PERSONNEL	43	46	3	37	6	14.0%	9
OTIS R-3	ADMINISTRATOR	1	1	0	1	0	0.0%	0
	PRINCIPAL	1	1	0	1	0	0.0%	0
	CLASSROOM INSTRUCTION	19	19	0	14	5	26.3%	5
	INSTRUCTIONAL SUPPORT	2	2	0	2	0	0.0%	0
	OTHER SUPPORT	0	0	0	0	0	0.0%	0
	PROFESSIONAL-OTHER	2	2	0	2	0	0.0%	0
	PARAPROFESSIONAL	4	4	0	4	0	0.0%	0
	OFFICE/ADMINISTRATIVE SUPPORT	3	3	0	3	0	0.0%	0
	CRAFTS/TRADES/SERVICES	9	9	0	8	1	11.1%	1
	ALL PERSONNEL	41	41	0	35	6	14.6%	6
LONE STAR 101	ADMINISTRATOR	1	1	0	1	0	0.0%	0
	PRINCIPAL	0	0	0	0	0	0.0%	0
	CLASSROOM INSTRUCTION	17	16	-1	13	4	23.5%	3
	INSTRUCTIONAL SUPPORT	2	2	0	2	0	0.0%	0
	OTHER SUPPORT	0	0	0	0	0	0.0%	0
	PROFESSIONAL-OTHER	1	1	0	1	0	0.0%	0
	PARAPROFESSIONAL	2	2	0	2	0	0.0%	0
	OFFICE/ADMINISTRATIVE SUPPORT	3	3	0	3	0	0.0%	0




	CRAFTS/TRADES/SERVICES	8	5	-3	4	4	50.0%	1
	ALL PERSONNEL	34	30	-4	26	8	23.5%	4
WOODLIN R-104	ADMINISTRATOR	1	1	0	1	0	0.0%	0
	PRINCIPAL	0	0	0	0	0	0.0%	0
	CLASSROOM INSTRUCTION	13	14	1	9	4	30.8%	5
	INSTRUCTIONAL SUPPORT	2	2	0	1	1	50.0%	1
	OTHER SUPPORT	0	0	0	0	0	0.0%	0
	PROFESSIONAL-OTHER	0	0	0	0	0	0.0%	0
	PARAPROFESSIONAL	6	4	-2	3	3	50.0%	1
	OFFICE/ADMINISTRATIVE SUPPORT	2	2	0	2	0	0.0%	0
	CRAFTS/TRADES/SERVICES	9	9	0	6	3	33.3%	3
	ALL PERSONNEL	33	32	-1	22	11	33.3%	10
WELD COUNTY RE-1	ADMINISTRATOR	6	6	0	6	0	0.0%	0
	PRINCIPAL	7	7	0	6	1	14.3%	1
	CLASSROOM INSTRUCTION	151	152	1	131	20	13.2%	21
	INSTRUCTIONAL SUPPORT	8	8	0	7	1	12.5%	1
	OTHER SUPPORT	2	2	0	2	0	0.0%	0
	PROFESSIONAL-OTHER	5	1	-4	1	4	80.0%	0
	PARAPROFESSIONAL	27	25	-2	22	5	18.5%	3
	OFFICE/ADMINISTRATIVE SUPPORT	17	17	0	16	1	5.9%	1
	CRAFTS/TRADES/SERVICES	54	55	1	47	7	13.0%	8
	ALL PERSONNEL	277	273	-4	238	39	14.1%	35
EATON RE-2	ADMINISTRATOR	4	4	0	4	0	0.0%	0
	PRINCIPAL	5	6	1	5	0	0.0%	1
	CLASSROOM INSTRUCTION	100	98	-2	82	18	18.0%	16
	INSTRUCTIONAL SUPPORT	8	8	0	8	0	0.0%	0
	OTHER SUPPORT	1	2	1	1	0	0.0%	1
	PROFESSIONAL-OTHER	8	8	0	8	0	0.0%	0
	PARAPROFESSIONAL	26	20	-6	16	10	38.5%	4
	OFFICE/ADMINISTRATIVE SUPPORT	10	10	0	10	0	0.0%	0
	CRAFTS/TRADES/SERVICES	40	40	0	29	11	27.5%	11
	ALL PERSONNEL	202	196	-6	163	39	19.3%	33
KEENESBURG RE-3(J)	ADMINISTRATOR	6	6	0	6	0	0.0%	0
	PRINCIPAL	6	7	1	3	3	50.0%	4
	CLASSROOM INSTRUCTION	124	130	6	104	20	16.1%	26
	INSTRUCTIONAL SUPPORT	4	3	-1	3	1	25.0%	0
	OTHER SUPPORT	4	8	4	4	0	0.0%	4
	PROFESSIONAL-OTHER	3	3	0	3	0	0.0%	0
	PARAPROFESSIONAL	38	46	8	29	9	23.7%	17
	OFFICE/ADMINISTRATIVE SUPPORT	13	16	3	11	2	15.4%	5
	CRAFTS/TRADES/SERVICES	50	48	-2	41	9	18.0%	7
	ALL PERSONNEL	248	267	19	204	44	17.7%	63
WINDSOR RE-4	ADMINISTRATOR	5	5	0	4	1	20.0%	1




	PRINCIPAL	9	10	1	8	1	11.1%	2
	CLASSROOM INSTRUCTION	191	196	5	167	24	12.6%	29
	INSTRUCTIONAL SUPPORT	13	15	2	13	0	0.0%	2
	OTHER SUPPORT	13	14	1	13	0	0.0%	1
	PROFESSIONAL-OTHER	6	5	-1	5	1	16.7%	0
	PARAPROFESSIONAL	44	46	2	35	9	20.5%	11
	OFFICE/ADMINISTRATIVE SUPPORT	25	28	3	23	2	8.0%	5
	CRAFTS/TRADES/SERVICES	56	60	4	47	9	16.1%	13
	ALL PERSONNEL	362	379	17	315	47	13.0%	64
JOHNSTOWN-MILLIKEN RE-5J	ADMINISTRATOR	3	4	1	2	1	33.3%	2
	PRINCIPAL	8	7	-1	6	2	25.0%	1
	CLASSROOM INSTRUCTION	127	130	3	114	13	10.2%	16
	INSTRUCTIONAL SUPPORT	7	7	0	6	1	14.3%	1
	OTHER SUPPORT	4	1	-3	1	3	75.0%	0
	PROFESSIONAL-OTHER	3	1	-2	1	2	66.7%	0
	PARAPROFESSIONAL	15	13	-2	11	4	26.7%	2
	OFFICE/ADMINISTRATIVE SUPPORT	14	13	-1	11	3	21.4%	2
	CRAFTS/TRADES/SERVICES	26	28	2	23	3	11.5%	5
	ALL PERSONNEL	207	204	-3	175	32	15.5%	29
GREELEY 6	ADMINISTRATOR	35	39	4	29	6	17.1%	10
	PRINCIPAL	42	48	6	38	4	9.5%	10
	CLASSROOM INSTRUCTION	1067	1117	50	934	133	12.5%	183
	INSTRUCTIONAL SUPPORT	53	48	-5	38	15	28.3%	10
	OTHER SUPPORT	62	81	19	50	12	19.4%	31
	PROFESSIONAL-OTHER	35	42	7	34	1	2.9%	8
	PARAPROFESSIONAL	291	282	-9	197	94	32.3%	85
	OFFICE/ADMINISTRATIVE SUPPORT	130	133	3	112	18	13.8%	21
	CRAFTS/TRADES/SERVICES	365	377	12	291	74	20.3%	86
	ALL PERSONNEL	2080	2167	87	1723	357	17.2%	444
PLATTE VALLEY RE-7	ADMINISTRATOR	2	3	1	2	0	0.0%	1
	PRINCIPAL	3	3	0	3	0	0.0%	0
	CLASSROOM INSTRUCTION	76	77	1	71	5	6.6%	6
	INSTRUCTIONAL SUPPORT	5	5	0	4	1	20.0%	1
	OTHER SUPPORT	2	2	0	2	0	0.0%	0
	PROFESSIONAL-OTHER	5	2	-3	2	3	60.0%	0
	PARAPROFESSIONAL	26	28	2	24	2	7.7%	4
	OFFICE/ADMINISTRATIVE SUPPORT	10	9	-1	9	1	10.0%	0
	CRAFTS/TRADES/SERVICES	42	40	-2	32	10	23.8%	8
	ALL PERSONNEL	171	169	-2	149	22	12.9%	20
WELD COUNTY S/D RE-8	ADMINISTRATOR	9	10	1	8	1	11.1%	2
	PRINCIPAL	9	9	0	9	0	0.0%	0
	CLASSROOM INSTRUCTION	185	161	-24	133	52	28.1%	28
	INSTRUCTIONAL SUPPORT	19	15	-4	10	9	47.4%	5
	OTHER SUPPORT	8	13	5	6	2	25.0%	7




	PROFESSIONAL-OTHER	8	6	-2	5	3	37.5%	1
	PARAPROFESSIONAL	76	58	-18	53	23	30.3%	5
	OFFICE/ADMINISTRATIVE SUPPORT	27	27	0	24	3	11.1%	3
	CRAFTS/TRADES/SERVICES	61	57	-4	49	12	19.7%	8
	ALL PERSONNEL	402	356	-46	297	105	26.1%	59
AULT-HIGHLAND RE-9	ADMINISTRATOR	3	3	0	3	0	0.0%	0
	PRINCIPAL	3	3	0	2	1	33.3%	1
	CLASSROOM INSTRUCTION	71	65	-6	48	23	32.4%	17
	INSTRUCTIONAL SUPPORT	7	7	0	7	0	0.0%	0
	OTHER SUPPORT	2	1	-1	1	1	50.0%	0
	PROFESSIONAL-OTHER	2	2	0	2	0	0.0%	0
	PARAPROFESSIONAL	10	8	-2	6	4	40.0%	2
	OFFICE/ADMINISTRATIVE SUPPORT	8	8	0	5	3	37.5%	3
	CRAFTS/TRADES/SERVICES	27	29	2	17	10	37.0%	12
	ALL PERSONNEL	133	126	-7	91	42	31.6%	35
BRIGGS DALE RE-10	ADMINISTRATOR	1	1	0	0	1	100.0%	1
	PRINCIPAL	0	2	2	0	0	0.0%	2
	CLASSROOM INSTRUCTION	17	17	0	15	2	11.8%	2
	INSTRUCTIONAL SUPPORT	3	5	2	1	2	66.7%	4
	OTHER SUPPORT	0	0	0	0	0	0.0%	0
	PROFESSIONAL-OTHER	0	0	0	0	0	0.0%	0
	PARAPROFESSIONAL	4	2	-2	2	2	50.0%	0
	OFFICE/ADMINISTRATIVE SUPPORT	2	2	0	2	0	0.0%	0
	CRAFTS/TRADES/SERVICES	10	12	2	9	1	10.0%	3
	ALL PERSONNEL	37	41	4	29	8	21.6%	12
PRAIRIE RE-11	ADMINISTRATOR	1	1	0	1	0	0.0%	0
	PRINCIPAL	0	0	0	0	0	0.0%	0
	CLASSROOM INSTRUCTION	17	18	1	16	1	5.9%	2
	INSTRUCTIONAL SUPPORT	2	2	0	2	0	0.0%	0
	OTHER SUPPORT	0	0	0	0	0	0.0%	0
	PROFESSIONAL-OTHER	0	0	0	0	0	0.0%	0
	PARAPROFESSIONAL	2	2	0	2	0	0.0%	0
	OFFICE/ADMINISTRATIVE SUPPORT	1	1	0	1	0	0.0%	0
	CRAFTS/TRADES/SERVICES	9	9	0	7	2	22.2%	2
	ALL PERSONNEL	32	33	1	29	3	9.4%	4
PAWNEE RE-12	ADMINISTRATOR	1	1	0	1	0	0.0%	0
	PRINCIPAL	0	0	0	0	0	0.0%	0
	CLASSROOM INSTRUCTION	19	19	0	17	2	10.5%	2
	INSTRUCTIONAL SUPPORT	2	2	0	2	0	0.0%	0
	OTHER SUPPORT	1	1	0	1	0	0.0%	0
	PROFESSIONAL-OTHER	0	0	0	0	0	0.0%	0
	PARAPROFESSIONAL	2	1	-1	0	2	100.0%	1
	OFFICE/ADMINISTRATIVE SUPPORT	2	2	0	2	0	0.0%	0
	CRAFTS/TRADES/SERVICES	9	9	0	8	1	11.1%	1




	ALL PERSONNEL	36	35	-1	31	5	13.9%	4
YUMA 1	ADMINISTRATOR	2	2	0	1	1	50.0%	1
	PRINCIPAL	5	5	0	4	1	20.0%	1
	CLASSROOM INSTRUCTION	68	65	-3	51	17	25.0%	14
	INSTRUCTIONAL SUPPORT	4	4	0	3	1	25.0%	1
	OTHER SUPPORT	0	0	0	0	0	0.0%	0
	PROFESSIONAL-OTHER	4	4	0	3	1	25.0%	1
	PARAPROFESSIONAL	18	13	-5	12	6	33.3%	1
	OFFICE/ADMINISTRATIVE SUPPORT	7	7	0	7	0	0.0%	0
	CRAFTS/TRADES/SERVICES	23	22	-1	19	4	17.4%	3
	ALL PERSONNEL	131	122	-9	100	31	23.7%	22
WRAY RD-2	ADMINISTRATOR	7	7	0	6	1	14.3%	1
	PRINCIPAL	4	4	0	4	0	0.0%	0
	CLASSROOM INSTRUCTION	60	49	-11	41	19	31.7%	8
	INSTRUCTIONAL SUPPORT	7	6	-1	6	1	14.3%	0
	OTHER SUPPORT	0	0	0	0	0	0.0%	0
	PROFESSIONAL-OTHER	1	2	1	1	0	0.0%	1
	PARAPROFESSIONAL	16	16	0	10	6	37.5%	6
	OFFICE/ADMINISTRATIVE SUPPORT	8	7	-1	6	2	25.0%	1
	CRAFTS/TRADES/SERVICES	27	25	-2	23	4	14.8%	2
	ALL PERSONNEL	130	116	-14	97	33	25.4%	19
IDALIA RJ-3	ADMINISTRATOR	1	1	0	1	0	0.0%	0
	PRINCIPAL	0	0	0	0	0	0.0%	0
	CLASSROOM INSTRUCTION	16	17	1	15	1	6.3%	2
	INSTRUCTIONAL SUPPORT	1	1	0	1	0	0.0%	0
	OTHER SUPPORT	0	0	0	0	0	0.0%	0
	PROFESSIONAL-OTHER	1	1	0	1	0	0.0%	0
	PARAPROFESSIONAL	3	3	0	2	1	33.3%	1
	OFFICE/ADMINISTRATIVE SUPPORT	4	4	0	4	0	0.0%	0
	CRAFTS/TRADES/SERVICES	9	8	-1	5	4	44.4%	3
	ALL PERSONNEL	35	35	0	29	6	17.1%	6
LIBERTY J-4	ADMINISTRATOR	2	1	-1	0	2	100.0%	1
	PRINCIPAL	0	0	0	0	0	0.0%	0
	CLASSROOM INSTRUCTION	15	16	1	14	1	6.7%	2
	INSTRUCTIONAL SUPPORT	3	2	-1	2	1	33.3%	0
	OTHER SUPPORT	0	0	0	0	0	0.0%	0
	PROFESSIONAL-OTHER	2	3	1	2	0	0.0%	1
	PARAPROFESSIONAL	2	1	-1	1	1	50.0%	0
	OFFICE/ADMINISTRATIVE SUPPORT	1	0	-1	0	1	100.0%	0
	CRAFTS/TRADES/SERVICES	7	7	0	6	1	14.3%	1
	ALL PERSONNEL	32	30	-2	25	7	21.9%	5
WEST YUMA COUNTY RJ-1	ADMINISTRATOR	0	0	0	0	0	0.0%	0
	PRINCIPAL	0	0	0	0	0	0.0%	0




	CLASSROOM INSTRUCTION	0	0	0	0	0	0.0%	0
	INSTRUCTIONAL SUPPORT	0	0	0	0	0	0.0%	0
	OTHER SUPPORT	0	0	0	0	0	0.0%	0
	PROFESSIONAL-OTHER	0	0	0	0	0	0.0%	0
	PARAPROFESSIONAL	0	0	0	0	0	0.0%	0
	OFFICE/ADMINISTRATIVE SUPPORT	0	0	0	0	0	0.0%	0
	CRAFTS/TRADES/SERVICES	0	0	0	0	0	0.0%	0
	ALL PERSONNEL	0	0	0	0	0	0.0%	0
EAST YUMA COUNTY RJ-2	ADMINISTRATOR	0	0	0	0	0	0.0%	0
	PRINCIPAL	0	0	0	0	0	0.0%	0
	CLASSROOM INSTRUCTION	0	0	0	0	0	0.0%	0
	INSTRUCTIONAL SUPPORT	0	0	0	0	0	0.0%	0
	OTHER SUPPORT	0	0	0	0	0	0.0%	0
	PROFESSIONAL-OTHER	0	0	0	0	0	0.0%	0
	PARAPROFESSIONAL	0	0	0	0	0	0.0%	0
	OFFICE/ADMINISTRATIVE SUPPORT	0	0	0	0	0	0.0%	0
	CRAFTS/TRADES/SERVICES	0	0	0	0	0	0.0%	0
	ALL PERSONNEL	0	0	0	0	0	0.0%	0
ARKANSAS VALLEY BOCES	ADMINISTRATOR	0	0	0	0	0	0.0%	0
	PRINCIPAL	0	0	0	0	0	0.0%	0
	CLASSROOM INSTRUCTION	0	0	0	0	0	0.0%	0
	INSTRUCTIONAL SUPPORT	0	0	0	0	0	0.0%	0
	OTHER SUPPORT	0	0	0	0	0	0.0%	0
	PROFESSIONAL-OTHER	0	0	0	0	0	0.0%	0
	PARAPROFESSIONAL	0	0	0	0	0	0.0%	0
	OFFICE/ADMINISTRATIVE SUPPORT	0	0	0	0	0	0.0%	0
	CRAFTS/TRADES/SERVICES	0	0	0	0	0	0.0%	0
	ALL PERSONNEL	0	0	0	0	0	0.0%	0
EAST CENTRAL BOCES	ADMINISTRATOR	6	5	-1	3	3	50.0%	2
	PRINCIPAL	0	1	1	0	0	0.0%	1
	CLASSROOM INSTRUCTION	6	8	2	4	2	33.3%	4
	INSTRUCTIONAL SUPPORT	1	1	0	1	0	0.0%	0
	OTHER SUPPORT	17	24	7	15	2	11.8%	9
	PROFESSIONAL-OTHER	2	8	6	2	0	0.0%	6
	PARAPROFESSIONAL	9	12	3	7	2	22.2%	5
	OFFICE/ADMINISTRATIVE SUPPORT	4	3	-1	2	2	50.0%	1
	CRAFTS/TRADES/SERVICES	2	2	0	2	0	0.0%	0
	ALL PERSONNEL	47	64	17	36	11	23.4%	28
MOUNTAIN BOCES	ADMINISTRATOR	4	4	0	4	0	0.0%	0
	PRINCIPAL	1	1	0	1	0	0.0%	0
	CLASSROOM INSTRUCTION	22	22	0	14	8	36.4%	8
	INSTRUCTIONAL SUPPORT	3	1	-2	0	3	100.0%	1
	OTHER SUPPORT	29	39	10	24	5	17.2%	15
	PROFESSIONAL-OTHER	1	5	4	1	0	0.0%	4




	PARAPROFESSIONAL	55	64	9	34	21	38.2%	30
	OFFICE/ADMINISTRATIVE SUPPORT	9	8	-1	7	2	22.2%	1
	CRAFTS/TRADES/SERVICES	5	4	-1	3	2	40.0%	1
	ALL PERSONNEL	129	148	19	88	41	31.8%	60
CENTENNIAL BOCES	ADMINISTRATOR	12	13	1	10	2	16.7%	3
	PRINCIPAL	1	1	0	1	0	0.0%	0
	CLASSROOM INSTRUCTION	23	23	0	21	2	8.7%	2
	INSTRUCTIONAL SUPPORT	1	2	1	1	0	0.0%	1
	OTHER SUPPORT	17	24	7	14	3	17.6%	10
	PROFESSIONAL-OTHER	14	17	3	13	1	7.1%	4
	PARAPROFESSIONAL	33	29	-4	22	11	33.3%	7
	OFFICE/ADMINISTRATIVE SUPPORT	21	18	-3	14	7	33.3%	4
	CRAFTS/TRADES/SERVICES	2	1	-1	1	1	50.0%	0
	ALL PERSONNEL	124	128	4	97	27	21.8%	31
NORTHEAST BOCES	ADMINISTRATOR	2	5	3	2	0	0.0%	3
	PRINCIPAL	0	0	0	0	0	0.0%	0
	CLASSROOM INSTRUCTION	4	4	0	3	1	25.0%	1
	INSTRUCTIONAL SUPPORT	2	2	0	2	0	0.0%	0
	OTHER SUPPORT	22	24	2	18	4	18.2%	6
	PROFESSIONAL-OTHER	3	7	4	3	0	0.0%	4
	PARAPROFESSIONAL	13	17	4	10	3	23.1%	7
	OFFICE/ADMINISTRATIVE SUPPORT	6	6	0	6	0	0.0%	0
	CRAFTS/TRADES/SERVICES	0	0	0	0	0	0.0%	0
	ALL PERSONNEL	52	65	13	44	8	15.4%	21
PIKES PEAK BOCES	ADMINISTRATOR	9	8	-1	4	5	55.6%	4
	PRINCIPAL	1	2	1	0	1	100.0%	2
	CLASSROOM INSTRUCTION	81	46	-35	34	47	58.0%	12
	INSTRUCTIONAL SUPPORT	4	5	1	3	1	25.0%	2
	OTHER SUPPORT	47	31	-16	25	22	46.8%	6
	PROFESSIONAL-OTHER	5	5	0	4	1	20.0%	1
	PARAPROFESSIONAL	21	22	1	14	7	33.3%	8
	OFFICE/ADMINISTRATIVE SUPPORT	10	11	1	8	2	20.0%	3
	CRAFTS/TRADES/SERVICES	1	1	0	1	0	0.0%	0
	ALL PERSONNEL	179	131	-48	93	86	48.0%	38
SAN JUAN BOCES	ADMINISTRATOR	2	2	0	0	2	100.0%	2
	PRINCIPAL	0	0	0	0	0	0.0%	0
	CLASSROOM INSTRUCTION	3	4	1	2	1	33.3%	2
	INSTRUCTIONAL SUPPORT	0	2	2	0	0	0.0%	2
	OTHER SUPPORT	21	21	0	15	6	28.6%	6
	PROFESSIONAL-OTHER	2	6	4	1	1	50.0%	5
	PARAPROFESSIONAL	5	4	-1	1	4	80.0%	3
	OFFICE/ADMINISTRATIVE SUPPORT	4	5	1	4	0	0.0%	1
	CRAFTS/TRADES/SERVICES	5	4	-1	2	3	60.0%	2
	ALL PERSONNEL	42	48	6	25	17	40.5%	23




SAN LUIS VALLEY BOCES	ADMINISTRATOR	4	6	2	4	0	0.0%	2
	PRINCIPAL	0	0	0	0	0	0.0%	0
	CLASSROOM INSTRUCTION	12	14	2	8	4	33.3%	6
	INSTRUCTIONAL SUPPORT	0	2	2	0	0	0.0%	2
	OTHER SUPPORT	16	19	3	14	2	12.5%	5
	PROFESSIONAL-OTHER	8	6	-2	3	5	62.5%	3
	PARAPROFESSIONAL	53	61	8	40	13	24.5%	21
	OFFICE/ADMINISTRATIVE SUPPORT	8	9	1	8	0	0.0%	1
	CRAFTS/TRADES/SERVICES	1	1	0	1	0	0.0%	0
ALL PERSONNEL	102	118	16	78	24	23.5%	40	
SOUTH CENTRAL BOCES	ADMINISTRATOR	8	8	0	7	1	12.5%	1
	PRINCIPAL	0	0	0	0	0	0.0%	0
	CLASSROOM INSTRUCTION	16	20	4	10	6	37.5%	10
	INSTRUCTIONAL SUPPORT	1	1	0	1	0	0.0%	0
	OTHER SUPPORT	16	24	8	15	1	6.3%	9
	PROFESSIONAL-OTHER	6	4	-2	4	2	33.3%	0
	PARAPROFESSIONAL	21	21	0	15	6	28.6%	6
	OFFICE/ADMINISTRATIVE SUPPORT	8	8	0	7	1	12.5%	1
	CRAFTS/TRADES/SERVICES	4	4	0	4	0	0.0%	0
ALL PERSONNEL	80	90	10	63	17	21.3%	27	
SOUTH PLATTE VALLEY BOCES	ADMINISTRATOR	6	6	0	5	1	16.7%	1
	PRINCIPAL	0	0	0	0	0	0.0%	0
	CLASSROOM INSTRUCTION	1	0	-1	0	1	100.0%	0
	INSTRUCTIONAL SUPPORT	0	0	0	0	0	0.0%	0
	OTHER SUPPORT	7	6	-1	5	2	28.6%	1
	PROFESSIONAL-OTHER	7	7	0	7	0	0.0%	0
	PARAPROFESSIONAL	13	14	1	10	3	23.1%	4
	OFFICE/ADMINISTRATIVE SUPPORT	4	4	0	4	0	0.0%	0
	CRAFTS/TRADES/SERVICES	0	0	0	0	0	0.0%	0
ALL PERSONNEL	38	37	-1	31	7	18.4%	6	
SOUTHEAST METRO BOCS	ADMINISTRATOR	0	0	0	0	0	0.0%	0
	PRINCIPAL	0	0	0	0	0	0.0%	0
	CLASSROOM INSTRUCTION	0	0	0	0	0	0.0%	0
	INSTRUCTIONAL SUPPORT	0	0	0	0	0	0.0%	0
	OTHER SUPPORT	0	0	0	0	0	0.0%	0
	PROFESSIONAL-OTHER	0	0	0	0	0	0.0%	0
	PARAPROFESSIONAL	0	0	0	0	0	0.0%	0
	OFFICE/ADMINISTRATIVE SUPPORT	0	0	0	0	0	0.0%	0
	CRAFTS/TRADES/SERVICES	0	0	0	0	0	0.0%	0
ALL PERSONNEL	0	0	0	0	0	0.0%	0	
SOUTHEASTERN BOCES	ADMINISTRATOR	2	2	0	2	0	0.0%	0
	PRINCIPAL	0	0	0	0	0	0.0%	0
	CLASSROOM INSTRUCTION	14	3	-11	0	14	100.0%	3




	INSTRUCTIONAL SUPPORT	7	2	-5	1	6	85.7%	1
	OTHER SUPPORT	12	10	-2	6	6	50.0%	4
	PROFESSIONAL-OTHER	9	7	-2	2	7	77.8%	5
	PARAPROFESSIONAL	33	13	-20	4	29	87.9%	9
	OFFICE/ADMINISTRATIVE SUPPORT	5	6	1	3	2	40.0%	3
	CRAFTS/TRADES/SERVICES	1	1	0	1	0	0.0%	0
	ALL PERSONNEL	83	44	-39	19	64	77.1%	25
SOUTHWEST BOCES	ADMINISTRATOR	4	4	0	4	0	0.0%	0
	PRINCIPAL	0	0	0	0	0	0.0%	0
	CLASSROOM INSTRUCTION	9	9	0	6	3	33.3%	3
	INSTRUCTIONAL SUPPORT	0	0	0	0	0	0.0%	0
	OTHER SUPPORT	14	14	0	12	2	14.3%	2
	PROFESSIONAL-OTHER	3	1	-2	1	2	66.7%	0
	PARAPROFESSIONAL	8	6	-2	3	5	62.5%	3
	OFFICE/ADMINISTRATIVE SUPPORT	6	7	1	5	1	16.7%	2
	CRAFTS/TRADES/SERVICES	4	4	0	4	0	0.0%	0
	ALL PERSONNEL	48	45	-3	35	13	27.1%	10
WELD BOCES	ADMINISTRATOR	0	0	0	0	0	0.0%	0
	PRINCIPAL	0	0	0	0	0	0.0%	0
	CLASSROOM INSTRUCTION	0	0	0	0	0	0.0%	0
	INSTRUCTIONAL SUPPORT	0	0	0	0	0	0.0%	0
	OTHER SUPPORT	0	0	0	0	0	0.0%	0
	PROFESSIONAL-OTHER	0	0	0	0	0	0.0%	0
	PARAPROFESSIONAL	0	0	0	0	0	0.0%	0
	OFFICE/ADMINISTRATIVE SUPPORT	0	0	0	0	0	0.0%	0
	CRAFTS/TRADES/SERVICES	0	0	0	0	0	0.0%	0
	ALL PERSONNEL	0	0	0	0	0	0.0%	0
WEST CENTRAL BOCES	ADMINISTRATOR	0	0	0	0	0	0.0%	0
	PRINCIPAL	0	0	0	0	0	0.0%	0
	CLASSROOM INSTRUCTION	0	0	0	0	0	0.0%	0
	INSTRUCTIONAL SUPPORT	0	0	0	0	0	0.0%	0
	OTHER SUPPORT	0	0	0	0	0	0.0%	0
	PROFESSIONAL-OTHER	0	0	0	0	0	0.0%	0
	PARAPROFESSIONAL	0	0	0	0	0	0.0%	0
	OFFICE/ADMINISTRATIVE SUPPORT	0	0	0	0	0	0.0%	0
	CRAFTS/TRADES/SERVICES	0	0	0	0	0	0.0%	0
	ALL PERSONNEL	0	0	0	0	0	0.0%	0
NORTHWEST COLO BOCES	ADMINISTRATOR	0	1	1	0	0	0.0%	1
	PRINCIPAL	0	0	0	0	0	0.0%	0
	CLASSROOM INSTRUCTION	1	3	2	1	0	0.0%	2
	INSTRUCTIONAL SUPPORT	1	1	0	1	0	0.0%	0
	OTHER SUPPORT	5	8	3	5	0	0.0%	3
	PROFESSIONAL-OTHER	2	5	3	2	0	0.0%	3
	PARAPROFESSIONAL	0	7	7	0	0	0.0%	7



	OFFICE/ADMINISTRATIVE SUPPORT	0	1	1	0	0	0.0%	1
	CRAFTS/TRADES/SERVICES	0	0	0	0	0	0.0%	0
	ALL PERSONNEL	9	26	17	9	0	0.0%	17
DELTA-MONTROSE AREA VOC TEC	ADMINISTRATOR	0	0	0	0	0	0.0%	0
	PRINCIPAL	0	0	0	0	0	0.0%	0
	CLASSROOM INSTRUCTION	0	0	0	0	0	0.0%	0
	INSTRUCTIONAL SUPPORT	0	0	0	0	0	0.0%	0
	OTHER SUPPORT	0	0	0	0	0	0.0%	0
	PROFESSIONAL-OTHER	0	0	0	0	0	0.0%	0
	PARAPROFESSIONAL	0	0	0	0	0	0.0%	0
	OFFICE/ADMINISTRATIVE SUPPORT	0	0	0	0	0	0.0%	0
	CRAFTS/TRADES/SERVICES	0	0	0	0	0	0.0%	0
	ALL PERSONNEL	0	0	0	0	0	0.0%	0
SAN JUAN BASIN AVTS	ADMINISTRATOR	0	0	0	0	0	0.0%	0
	PRINCIPAL	0	0	0	0	0	0.0%	0
	CLASSROOM INSTRUCTION	0	0	0	0	0	0.0%	0
	INSTRUCTIONAL SUPPORT	0	0	0	0	0	0.0%	0
	OTHER SUPPORT	0	0	0	0	0	0.0%	0
	PROFESSIONAL-OTHER	0	0	0	0	0	0.0%	0
	PARAPROFESSIONAL	0	0	0	0	0	0.0%	0
	OFFICE/ADMINISTRATIVE SUPPORT	0	0	0	0	0	0.0%	0
	CRAFTS/TRADES/SERVICES	0	0	0	0	0	0.0%	0
	ALL PERSONNEL	0	0	0	0	0	0.0%	0
LARIMER BOCES	ADMINISTRATOR	0	1	1	0	0	0.0%	1
	PRINCIPAL	0	0	0	0	0	0.0%	0
	CLASSROOM INSTRUCTION	0	0	0	0	0	0.0%	0
	INSTRUCTIONAL SUPPORT	0	0	0	0	0	0.0%	0
	OTHER SUPPORT	0	0	0	0	0	0.0%	0
	PROFESSIONAL-OTHER	0	0	0	0	0	0.0%	0
	PARAPROFESSIONAL	0	0	0	0	0	0.0%	0
	OFFICE/ADMINISTRATIVE SUPPORT	0	0	0	0	0	0.0%	0
	CRAFTS/TRADES/SERVICES	0	0	0	0	0	0.0%	0
	ALL PERSONNEL	0	1	1	0	0	0.0%	1
ADAMS COUNTY BOCES	ADMINISTRATOR	0	0	0	0	0	0.0%	0
	PRINCIPAL	0	0	0	0	0	0.0%	0
	CLASSROOM INSTRUCTION	0	0	0	0	0	0.0%	0
	INSTRUCTIONAL SUPPORT	0	0	0	0	0	0.0%	0
	OTHER SUPPORT	0	0	0	0	0	0.0%	0
	PROFESSIONAL-OTHER	0	0	0	0	0	0.0%	0
	PARAPROFESSIONAL	0	0	0	0	0	0.0%	0
	OFFICE/ADMINISTRATIVE SUPPORT	0	0	0	0	0	0.0%	0
	CRAFTS/TRADES/SERVICES	0	0	0	0	0	0.0%	0
	ALL PERSONNEL	0	0	0	0	0	0.0%	0



RIO BLANCO BOCES	ADMINISTRATOR	2	1	-1	1	1	50.0%	0
	PRINCIPAL	0	0	0	0	0	0.0%	0
	CLASSROOM INSTRUCTION	11	11	0	9	2	18.2%	2
	INSTRUCTIONAL SUPPORT	0	0	0	0	0	0.0%	0
	OTHER SUPPORT	5	5	0	4	1	20.0%	1
	PROFESSIONAL-OTHER	2	0	-2	0	2	100.0%	0
	PARAPROFESSIONAL	14	18	4	10	4	28.6%	8
	OFFICE/ADMINISTRATIVE SUPPORT	2	2	0	0	2	100.0%	2
	CRAFTS/TRADES/SERVICES	0	0	0	0	0	0.0%	0
ALL PERSONNEL	36	37	1	24	12	33.3%	13	
EXPEDITIONARY BOCES	ADMINISTRATOR	0	3	3	0	0	0.0%	3
	PRINCIPAL	3	0	-3	0	3	100.0%	0
	CLASSROOM INSTRUCTION	20	18	-2	14	6	30.0%	4
	INSTRUCTIONAL SUPPORT	0	1	1	0	0	0.0%	1
	OTHER SUPPORT	0	0	0	0	0	0.0%	0
	PROFESSIONAL-OTHER	1	1	0	0	1	100.0%	1
	PARAPROFESSIONAL	4	5	1	2	2	50.0%	3
	OFFICE/ADMINISTRATIVE SUPPORT	3	3	0	1	2	66.7%	2
	CRAFTS/TRADES/SERVICES	1	1	0	0	1	100.0%	1
ALL PERSONNEL	32	32	0	17	15	46.9%	15	
GRAND VALLEY BOCES	ADMINISTRATOR	4	4	0	4	0	0.0%	0
	PRINCIPAL	0	0	0	0	0	0.0%	0
	CLASSROOM INSTRUCTION	0	0	0	0	0	0.0%	0
	INSTRUCTIONAL SUPPORT	0	1	1	0	0	0.0%	1
	OTHER SUPPORT	0	0	0	0	0	0.0%	0
	PROFESSIONAL-OTHER	2	3	1	2	0	0.0%	1
	PARAPROFESSIONAL	1	0	-1	0	1	100.0%	0
	OFFICE/ADMINISTRATIVE SUPPORT	6	6	0	6	0	0.0%	0
	CRAFTS/TRADES/SERVICES	2	6	4	2	0	0.0%	4
ALL PERSONNEL	15	20	5	14	1	6.7%	6	
MT EVANS BOCES	ADMINISTRATOR	1	1	0	1	0	0.0%	0
	PRINCIPAL	0	0	0	0	0	0.0%	0
	CLASSROOM INSTRUCTION	0	0	0	0	0	0.0%	0
	INSTRUCTIONAL SUPPORT	0	0	0	0	0	0.0%	0
	OTHER SUPPORT	0	0	0	0	0	0.0%	0
	PROFESSIONAL-OTHER	1	1	0	1	0	0.0%	0
	PARAPROFESSIONAL	0	0	0	0	0	0.0%	0
	OFFICE/ADMINISTRATIVE SUPPORT	1	1	0	1	0	0.0%	0
	CRAFTS/TRADES/SERVICES	0	0	0	0	0	0.0%	0
ALL PERSONNEL	3	3	0	3	0	0.0%	0	
UNCOMPAHGRE BOCS	ADMINISTRATOR	1	1	0	1	0	0.0%	0
	PRINCIPAL	0	0	0	0	0	0.0%	0
	CLASSROOM INSTRUCTION	0	0	0	0	0	0.0%	0
	INSTRUCTIONAL SUPPORT	0	0	0	0	0	0.0%	0



	OTHER SUPPORT	0	6	6	0	0	0.0%	6
	PROFESSIONAL-OTHER	1	4	3	0	1	100.0%	4
	PARAPROFESSIONAL	0	0	0	0	0	0.0%	0
	OFFICE/ADMINISTRATIVE SUPPORT	1	1	0	1	0	0.0%	0
	CRAFTS/TRADES/SERVICES	0	0	0	0	0	0.0%	0
	ALL PERSONNEL	3	12	9	2	1	33.3%	10
SANTA FE TRAIL BOCES	ADMINISTRATOR	1	1	0	1	0	0.0%	0
	PRINCIPAL	0	0	0	0	0	0.0%	0
	CLASSROOM INSTRUCTION	5	6	1	4	1	20.0%	2
	INSTRUCTIONAL SUPPORT	1	1	0	1	0	0.0%	0
	OTHER SUPPORT	7	10	3	6	1	14.3%	4
	PROFESSIONAL-OTHER	5	5	0	5	0	0.0%	0
	PARAPROFESSIONAL	10	10	0	9	1	10.0%	1
	OFFICE/ADMINISTRATIVE SUPPORT	2	2	0	2	0	0.0%	0
	CRAFTS/TRADES/SERVICES	1	1	0	1	0	0.0%	0
	ALL PERSONNEL	32	36	4	29	3	9.4%	7
FRONT RANGE BOCES	ADMINISTRATOR	1	1	0	1	0	0.0%	0
	PRINCIPAL	0	0	0	0	0	0.0%	0
	CLASSROOM INSTRUCTION	0	0	0	0	0	0.0%	0
	INSTRUCTIONAL SUPPORT	0	0	0	0	0	0.0%	0
	OTHER SUPPORT	0	0	0	0	0	0.0%	0
	PROFESSIONAL-OTHER	0	0	0	0	0	0.0%	0
	PARAPROFESSIONAL	0	0	0	0	0	0.0%	0
	OFFICE/ADMINISTRATIVE SUPPORT	1	2	1	0	1	100.0%	2
	CRAFTS/TRADES/SERVICES	0	0	0	0	0	0.0%	0
	ALL PERSONNEL	2	3	1	1	1	50.0%	2
STATE SUMMARY	PRINCIPAL	2363	2405	42	2004	359	15.2%	401
	CLASSROOM INSTRUCTION	46895	46671	-224	40081	6814	14.5%	6590
	CRAFTS/TRADES/SERVICES	14616	14577	-39	12113	2503	17.1%	2464
	INSTRUCTIONAL SUPPORT	3491	3660	169	2776	715	20.5%	884
	OFFICE/ADMINISTRATIVE SUPPORT	7120	7033	-87	6042	1078	15.1%	991
	OTHER SUPPORT	2780	2944	164	2341	439	15.8%	603
	PARAPROFESSIONAL	18289	17955	-334	13447	4842	26.5%	4508
	PROFESSIONAL-OTHER	2407	2453	46	1947	460	19.1%	506
	ALL PERSONNEL	97961	97698	-263	80751	17210	17.6%	1

