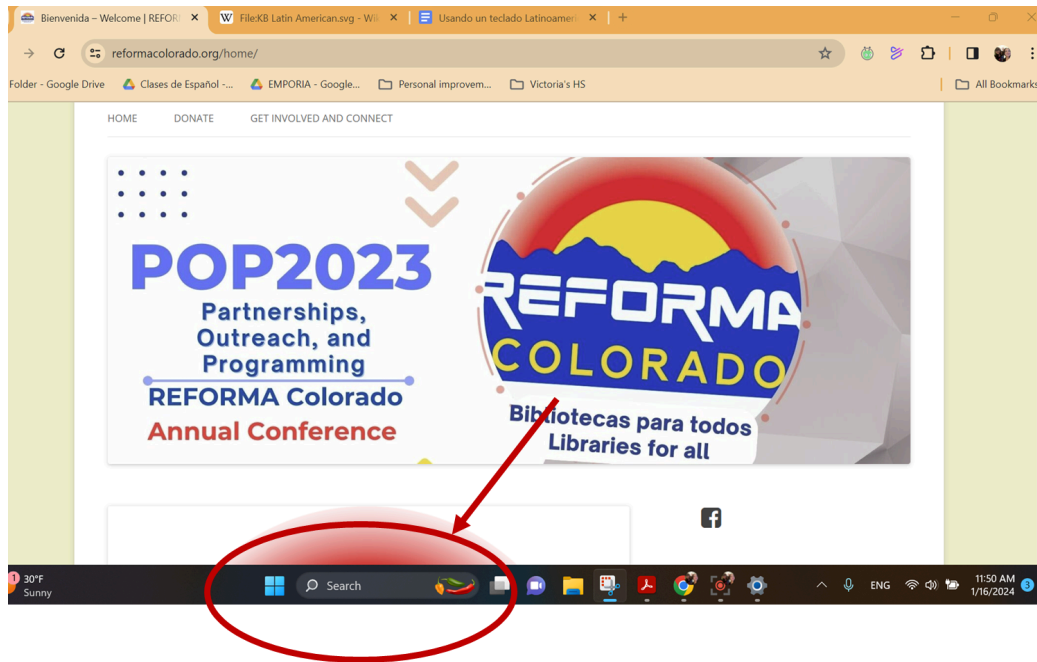


Para poder poner acentos fácilmente vamos a agregar un teclado con la configuración de América Latina.

### *Adding a keyboard:*



*Search for:* **Add a language to this device**

# Language & region

Language

Windows display language  
Windows features like Settings and File Explorer will appear in this language

English (United States) ▾

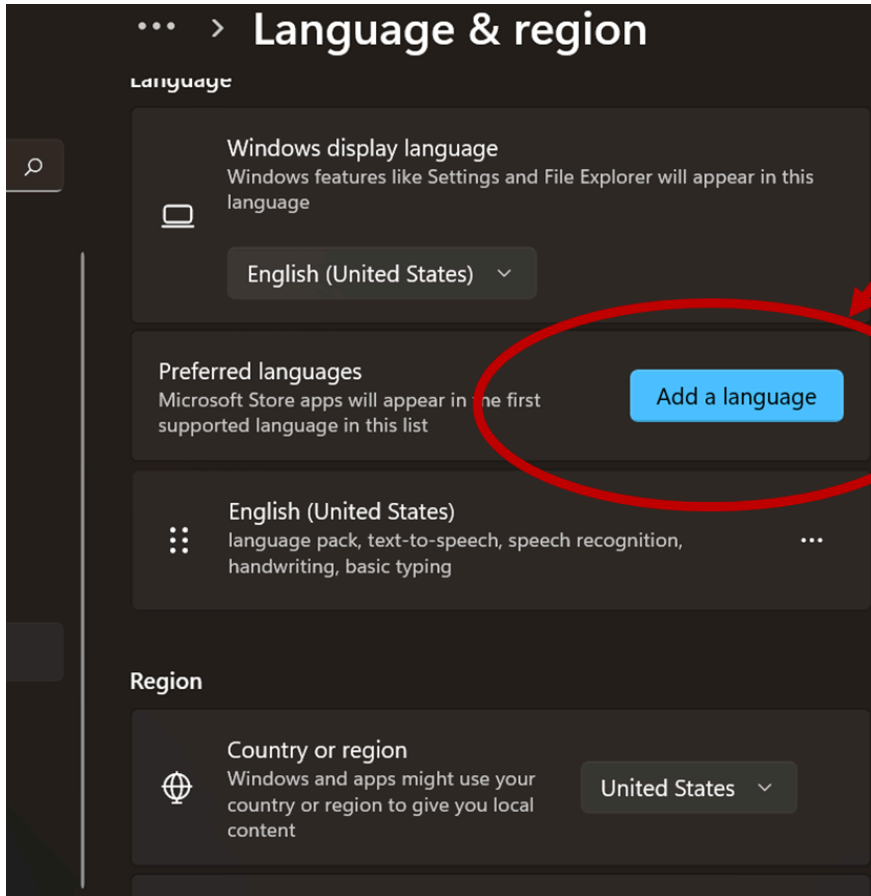
Preferred languages  
Microsoft Store apps will appear in the first supported language in this list

English (United States)  
language pack, text-to-speech, speech recognition, handwriting, basic typing

Region

Country or region  
Windows and apps might use your country or region to give you local content

United States ▾

A screenshot of the Windows 'Language & region' settings page. The page is dark-themed and contains several sections: 'Windows display language' with a dropdown menu set to 'English (United States)'; 'Preferred languages' with an 'Add a language' button; a list of installed languages showing 'English (United States)' with details on language packs and features; and 'Region' with a dropdown menu set to 'United States'. A red circle highlights the 'Add a language' button, and a red arrow points to the 'English (United States)' dropdown menu.

## Choose a language to install

espa



Spanish (Guatemala)

Español (Honduras)

Spanish (Honduras)

Español (América Latina)

Spanish (Latin America)

Espanol (Mexico)

Spanish (Mexico)

Español (Nicaragua)

Spanish (Nicaragua)

Español (Panamá)

Display language

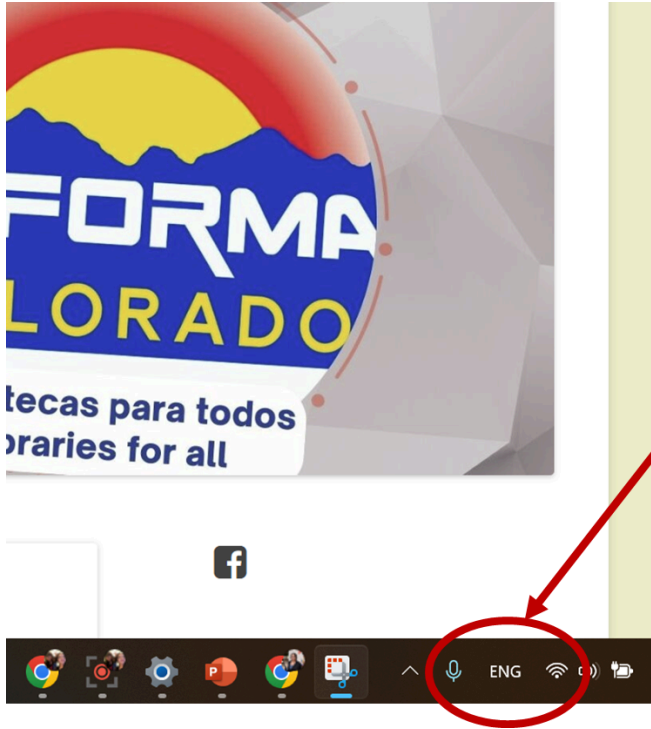
Text-to-speech

Speech recognition

Handwriting

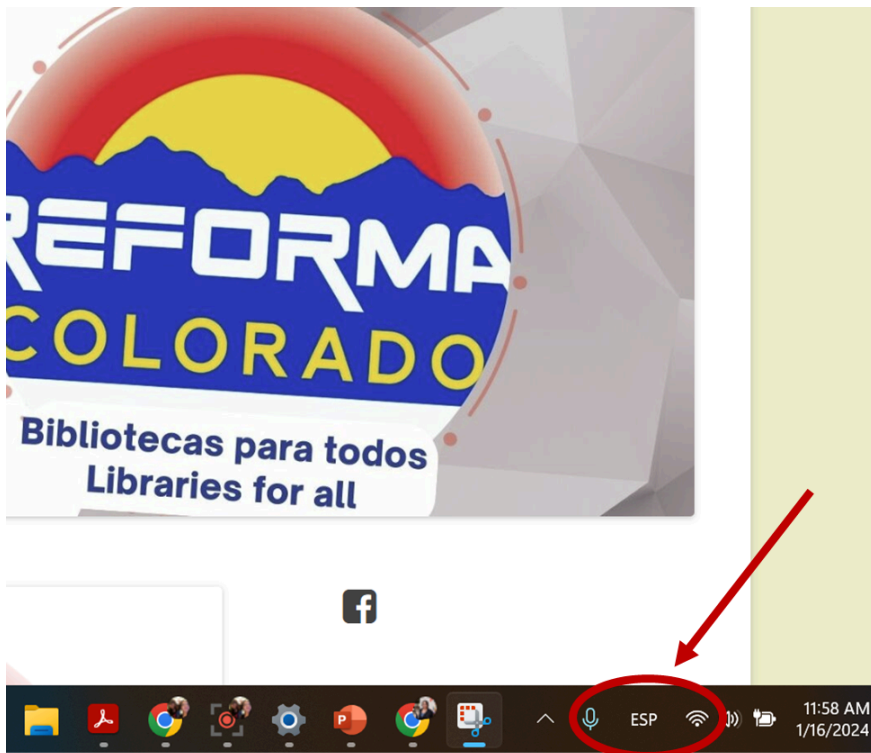
Next

Cancel



To switch between English and Spanish Keyboards press:

**Alt + Shift**



° 	! _	" 1	# 2	\$ 3	% 4	& 5	/ 6	( 7	) 8	= 9	? 0	' 	~ 	← Backspace	
Tab ↔	Q @	W	E	R	T	Y	U	I	O	P	~ + *	Enter ↵			
Caps Lock ↑	A	S	D	F	G	H	J	K	L	Ñ	[ { ^	] } ,			
Shift ↑	> <	Z	X	C	V	B	N	M	; ,	: .	- _	Shift ↑			
Ctrl	Win Key	Alt							Alt Gr	Win Key	Menu	Ctrl			

To write the accents press the accent key and release, and then press the letter. The accent key is next to the letter P

The keyboard also has the letter Ñ, it is located next to the letter L